



SHIRE OF MT MARSHALL

MINUTES

**Notice is hereby given that a Meeting of the
Economic Development Grant Fund
Committee was held on Tuesday 2 March
2021, in Council Chambers, 80 Monger
Street, Bencubbin commencing at 9.01am.**

Attachment 11.1.1a

Chairperson

This page has intentionally
been left blank

DISCLAIMER

MEMBERS OF THE PUBLIC ARE REQUESTED TO READ THROUGH AND FAMILIARISE THEMSELVES WITH THE DISCLAIMER

No responsibility whatsoever is implied or accepted by the Shire of Mt Marshall for any act, omission or statement or intimation occurring during Council or Committee meetings. The Shire of Mt Marshall disclaims any liability for any loss whatsoever and howsoever caused arising out of reliance by any person or legal entity on any such act, omission or statement or intimation occurring during Council or Committee meetings. Any person or legal entity who acts or fails to act in reliance upon any statement, act or omission made in a Council or Committee meeting does so at that person's or legal entity's own risk.

In particular and without derogating in any way from the broad disclaimer above, in any discussion regarding any planning application or application for a licence, any statement or intimation of approval made by a member or officer of the Shire of Mt Marshall during the course of any meeting is not intended to be and is not to be taken as notice of approval from the Shire of Mt Marshall. The Shire of Mt Marshall warns that anyone who has an application lodged with the Shire of Mt Marshall must obtain and should only rely on written confirmation of the outcome of the application, and any conditions attaching to the decision made by the Shire of Mt Marshall in respect of the application.

John Nuttall
Chief Executive Officer

Minutes of the Economic Development Grant Fund Committee Meeting held on Tuesday
2 March 2021

TABLE OF CONTENTS

1. Declaration of Opening
2. Committee Member Attendance by Telephone
3. Record of Attendance / Apologies / Approved Leave of Absence
4. Declarations of Interest
5. Confirmation of Minutes of Previous Meetings
 - 5.1 Minutes of the Economic Development Grant Fund Committee Meeting held on Tuesday 13 October 2020
6. Matters for which Members of the Public to be Excluded
 - 6.1 CONFIDENTIAL - Applications for Economic Development Grant Fund Round 2 – 2020/21 Financial Year
7. Next Meeting
8. Meeting Closure

**Minutes of the Economic Development Grant Fund Committee Meeting held on Tuesday
2 March 2021**

1.0 Declaration of Opening

Chairman, Cr Tony Sachse declared the meeting open at 9.01 am and welcomed all those present.

2.0 Committee Member Attendance by Telephone

EDGFC2021/001 COMMITTEE DECISION:

That Committee Member Cr TM Gibson be authorised to attend the Economic Development Grant Fund Committee meeting by way of telephone communication from a non-public environment.

Moved CR NR Gillett

Seconded Miss S Moug

Carried 4/0

Cr TM Gibson entered the meeting at 9.02am.

3.0 Record of Attendance and Apologies

In Attendance

Cr ARC Sachse	Committee Member	
Cr NR Gillett	Committee Member	
Cr TM Gibson	Committee Member	9.02 – 9.45am
Mr John Nuttall	Chief Executive Officer	
Miss Sarah Moug	Economic Development Officer	
Ms Nadine Richmond	Executive Assistant	

Apologies

Nil

4.0 Declarations of Interest

Cr ARC Sachse declared an impartiality interest in item 6.1 being that he is a member of the Bencubbin Sports Club, who have lodged an application to be considered for the Economic Development Grant Fund.

Economic Development Officer, Miss Sarah Moug declared an impartiality interest in item 6.1 being that she is a member of the Bencubbin Sports Club, who have lodged an application to be considered for the Economic Development Grant Fund.

5.0 Confirmation of Minutes of Previous Meetings

**Minutes of the Economic Development Grant Fund Committee Meeting held on Tuesday
2 March 2021**

**5.1 Minutes of the Economic Development Grant Fund Committee Meeting
held on Tuesday 13 October 2020**

EDGFC2021/002 OFFICER RECOMMENDATION / COMMITTEE DECISION:

That the Minutes of the Economic Development Grant Fund Committee Meeting held on Tuesday 13 October 2020 be confirmed as a true and correct record of proceedings.

Moved CR TM Gibson

Seconded CR NR Gillett

Carried 5/0

6.0 Matters for Which Members of the Public to be Excluded

EDGFC2021/003 OFFICER RECOMMENDATION / COMMITTEE DECISION:

According to Section 5.23(2)(e)(iii) of the Local Government Act 1995 the meeting goes behind closed doors to discuss item 5.1 being that it includes information about the business, professional, commercial or financial affairs of a person.

Moved Cr NR Gillett

Seconded Miss S Moug

Carried 5/0

Cr ARC Sachse declared an impartiality interest in item 6.1 being that he is a member of the Bencubbin Sports Club, who have lodged an application to be considered for the Economic Development Grant Fund.

Economic Development Officer, Miss Sarah Moug declared an impartiality interest in item 6.1 being that she is a member of the Bencubbin Sports Club, who have lodged an application to be considered for the Economic Development Grant Fund.

**6.1 CONFIDENTIAL ITEM Economic Development Grant Fund Applications
Round 2 – 2020/21 Financial Year**

EDGFC2021/004 OFFICER'S RECOMMENDATION/COMMITTEE DECISION:

That the Economic Development Grant Fund Committee consider the applications for the Economic Development Grant Fund Round 2 – 2020/21.

Moved Cr TM Gibson

Seconded Cr NR Gillett

Carried 5/0

**Minutes of the Economic Development Grant Fund Committee Meeting held on Tuesday
2 March 2021**

EDGFC2021/005 COMMITTEE DECISION:

The Economic Development Grant Fund Committee recommend to Council that

- 1. The Beacon Co-operative be awarded \$796.00 towards the purchase of computer and office equipment*
- 2. The Bencubbin Sports Club be awarded \$669.92 towards the purchase of a glass door bar fridge (due to the Committee making a determination that the Bencubbin Sports Club falls into the commercial stream), subject to the provision of audited financial reports.*

Moved NR Gillett

Seconded Cr TM Gibson

Carried 5/0

EDGFC2021/006 COMMITTEE DECISION:

That the meeting comes out from behind closed doors.

Moved Cr TM Gibson

Seconded Miss S Moug

Carried 5/0

7.0 Next Meeting – To be confirmed

8.0 Closure of Meeting

There being no further business the meeting closed at 9.45am.

These Minutes were confirmed by the Committee at its Meeting held on

Date

Chairperson

CS.3.2 ECONOMIC DEVELOPMENT GRANTS FUND

Objective:

The Shire of Mt Marshall has established an Economic Development Fund to provide discretionary grants to commercial business and community groups to assist those groups with projects or improvements that will provide a significant benefit to the community of Mt Marshall. Individual amounts will be limited in line with this policy and will require co- contribution from the applicant organisation.

Provide guidelines for staff and elected members when considering economic development grant fund applications from businesses or community groups.

Council Policy:

Commercial Business

Commercial businesses are eligible to apply for funding. The maximum individual application can be for \$15000. In order for a commercial business to be eligible there needs to be a co-contribution of at least \$2 for every \$1 requested. The minimum amount requested must be \$500.

It will be for the commercial business to demonstrate that the project they are applying for funding will provide a significant benefit to the community. If the project may provide benefit to both the community and the business the applicant must demonstrate a significant benefit to the community and that the community benefit significantly outweighs the benefit to the business.

Note: An application which only brings benefit to the business is unlikely to qualify for grant funding.

Community Groups

Community groups and similar type organisations are also able to apply for funding. To be classed as a community group, the organisation must demonstrate that they do not operate for profit. The maximum individual application can be for \$10000. In order for a community group to be eligible there needs to be a co-contribution of at least \$1 for every \$1 requested. The minimum amount requested must be \$300.

All applications will be judged on their individual merits, and Council reserves the right to use its discretion in accepting projects which may not fit all of the criteria when it is felt the project provides significant community benefit.

Operational Guidelines:

To be eligible the business or organisation must be wholly located within the Shire of Mt Marshall boundaries. The proposed project, work or improvements must be of benefit to the community.

There will be two rounds of grants available during the year. These rounds will be September/October and March/April. Only one application per organisation will be awarded each financial year.

It is up to each applicant to provide the necessary information for Council to be able to make a considered determination. Therefore if plans, sketches, quotes etc. would

improve the application, they should be provided.

Please note: If the project involves building or improvement works, a Development Application may also need to be obtained from Council. It is for the individual applicant to obtain any planning and building approvals. Grant approval DOES NOT constitute development approval.

Closing dates for each grant round will be publicised in the local papers and on the Shire website. Applications should be lodged on the application form which will be made available, and should be signed and submitted with supporting documentation by the advertised closing date. Each application will be judged on merit.

A Council appointed panel will assess the applications and recommend successful applicants to the next ordinary Council meeting for approval. They will be processed as quickly as possible and applicants informed of the outcome by letter. There will be no appeal process available.

Applications must be lodged with the CEO by the closing date, on the correct application form and contain all necessary documentation to allow the panel to assess your request. If the applicant wishes to discuss the application in advance please contact the CEO or the CDO in person or by phone.

Date Resolved: 15 August 2017 (Resolution 2017/08-5)

Amendment: 2018/2 – 012 March 2018



Shire of Mt Marshall

— THE SANDALWOOD SHIRE —

Code of Conduct for Council Members, Committee Members and Candidates

Table of Contents

Division 1 — Preliminary provisions	1
1. <i>Citation</i>	1
2. <i>Terms used</i>	1
Division 2 — General principles	1
3. <i>Overview of Division</i>	1
4. <i>Personal integrity</i>	1
5. <i>Relationship with others</i>	2
6. <i>Accountability</i>	2
Division 3 — Behaviour	2
7. <i>Overview of Division</i>	2
8. <i>Personal integrity</i>	2
9. <i>Relationship with others</i>	3
10. <i>Council or committee meetings</i>	3
11. <i>Complaint about alleged breach</i>	3
12. <i>Dealing with complaint</i>	4
13. <i>Dismissal of complaint</i>	4
14. <i>Withdrawal of complaint</i>	5
15. <i>Other provisions about complaints</i>	5
Division 4 — Rules of conduct	5
16. <i>Overview of Division</i>	5
17. <i>Misuse of local government resources</i>	6
18. <i>Securing personal advantage or disadvantaging others</i>	6
19. <i>Prohibition against involvement in administration</i>	6
20. <i>Relationship with local government employees</i>	6
21. <i>Disclosure of information</i>	7
22. <i>Disclosure of interests</i>	8
23. <i>Compliance with plan requirement</i>	8

Shire of Mt Marshall Code of Conduct for Council Members, Committee Members and Candidates

Policy Purpose:

This Policy is adopted in accordance with section 5.104 of the *Local Government Act 1995*.

Division 1 — Preliminary provisions

1. Citation

This is the Shire of Mt Marshall Code of Conduct for Council Members, Committee Members and Candidates.

2. Terms used

(1) In this code —

Act means the Local Government Act 1995;

candidate means a candidate for election as a council member;

complaint means a complaint made under clause 11(1);

publish includes to publish on a social media platform.

(2) Other terms used in this code that are also used in the Act have the same meaning as they have in the Act, unless the contrary intention appears.

Division 2 — General principles

3. Overview of Division

This Division sets out general principles to guide the behaviour of council members, committee members and candidates.

4. Personal integrity

(1) A council member, committee member or candidate should —

- (a) act with reasonable care and diligence; and
- (b) act with honesty and integrity; and
- (c) act lawfully; and
- (d) identify and appropriately manage any conflict of interest; and
- (e) avoid damage to the reputation of the local government.

(2) A council member or committee member should —

- (a) act in accordance with the trust placed in council members and committee members; and
- (b) participate in decision making in an honest, fair, impartial and timely manner; and
- (c) actively seek out and engage in training and development opportunities to improve the performance of their role; and
- (d) attend and participate in briefings, workshops and training sessions provided or arranged by the local government in relation to the performance of their role.

5. Relationship with others

- (1) A council member, committee member or candidate should —
 - (a) treat others with respect, courtesy and fairness; and
 - (b) respect and value diversity in the community.
- (2) A council member or committee member should maintain and contribute to a harmonious, safe and productive work environment.

6. Accountability

A council member or committee member should —

- (a) base decisions on relevant and factually correct information; and
- (b) make decisions on merit, in the public interest and in accordance with statutory obligations and principles of good governance and procedural fairness; and
- (c) read all agenda papers given to them in relation to council or committee meetings; and
- (d) be open and accountable to, and represent, the community in the district.

Division 3 — Behaviour

7. Overview of Division

This Division sets out —

- (a) requirements relating to the behaviour of council members, committee members and candidates; and
- (b) the mechanism for dealing with alleged breaches of those requirements.

8. Personal integrity

- (1) A council member, committee member or candidate —
 - (a) must ensure that their use of social media and other forms of communication complies with this code; and

- (b) must only publish material that is factually correct.
- (2) A council member or committee member —
 - (a) must not be impaired by alcohol or drugs in the performance of their official duties; and
 - (b) must comply with all policies, procedures and resolutions of the local government.

9. Relationship with others

A council member, committee member or candidate —

- (a) must not bully or harass another person in any way; and
- (b) must deal with the media in a positive and appropriate manner and in accordance with any relevant policy of the local government; and
- (c) must not use offensive or derogatory language when referring to another person; and
- (d) must not disparage the character of another council member, committee member or candidate or a local government employee in connection with the performance of their official duties; and
- (e) must not impute dishonest or unethical motives to another council member, committee member or candidate or a local government employee in connection with the performance of their official duties.

10. Council or committee meetings

When attending a council or committee meeting, a council member, committee member or candidate —

- (a) must not act in an abusive or threatening manner towards another person; and
- (b) must not make a statement that the member or candidate knows, or could reasonably be expected to know, is false or misleading; and
- (c) must not repeatedly disrupt the meeting; and
- (d) must comply with any requirements of a local law of the local government relating to the procedures and conduct of council or committee meetings; and
- (e) must comply with any direction given by the person presiding at the meeting; and
- (f) must immediately cease to engage in any conduct that has been ruled out of order by the person presiding at the meeting.

11. Complaint about alleged breach

- (1) A person may make a complaint, in accordance with subclause (2), alleging a breach of a requirement set out in this Division.
- (2) A complaint must be made —

- (a) in writing in the form approved by the local government; and
 - (b) to a person authorised under subclause (3); and
 - (c) within 1 month after the occurrence of the alleged breach.
- (3) The local government must, in writing, authorise 1 or more persons to receive complaints and withdrawals of complaints.

12. Dealing with complaint

- (1) After considering a complaint, the local government must, unless it dismisses the complaint under clause 13 or the complaint is withdrawn under clause 14(1), make a finding as to whether the alleged breach the subject of the complaint has occurred.
- (2) Before making a finding in relation to the complaint, the local government must give the person to whom the complaint relates a reasonable opportunity to be heard.
- (3) A finding that the alleged breach has occurred must be based on evidence from which it may be concluded that it is more likely that the breach occurred than that it did not occur.
- (4) If the local government makes a finding that the alleged breach has occurred, the local government may —
 - (a) take no further action; or
 - (b) prepare and implement a plan to address the behaviour of the person to whom the complaint relates.
- (5) When preparing a plan under subclause (4)(b), the local government must consult with the person to whom the complaint relates.
- (6) A plan under subclause (4)(b) may include a requirement for the person to whom the complaint relates to do 1 or more of the following —
 - (a) engage in mediation;
 - (b) undertake counselling;
 - (c) undertake training;
 - (d) take other action the local government considers appropriate.
- (7) If the local government makes a finding in relation to the complaint, the local government must give the complainant, and the person to whom the complaint relates, written notice of —
 - (a) its finding and the reasons for its finding; and
 - (b) if its finding is that the alleged breach has occurred — its decision under subclause (4).

13. Dismissal of complaint

- (1) The local government must dismiss a complaint if it is satisfied that —
 - (a) the behaviour to which the complaint relates occurred at a council or committee meeting; and

- (b) either —
 - (i) the behaviour was dealt with by the person presiding at the meeting; or
 - (ii) the person responsible for the behaviour has taken remedial action in accordance with a local law of the local government that deals with meeting procedures.
- (2) If the local government dismisses a complaint, the local government must give the complainant, and the person to whom the complaint relates, written notice of its decision and the reasons for its decision.

14. Withdrawal of complaint

- (1) A complainant may withdraw their complaint at any time before the local government makes a finding in relation to the complaint.
- (2) The withdrawal of a complaint must be —
 - (a) in writing; and
 - (b) given to a person authorised under clause 11(3).

15. Other provisions about complaints

- (1) A complaint about an alleged breach by a candidate cannot be dealt with by the local government unless the candidate has been elected as a council member.
- (2) The procedure for dealing with complaints may be determined by the local government to the extent that it is not provided for in this Division.

Division 4 — Rules of conduct

Notes for this Division:

1. *Under section 5.105(1) of the Act a council member commits a minor breach if the council member contravenes a rule of conduct. This extends to the contravention of a rule of conduct that occurred when the council member was a candidate.*
2. *A minor breach is dealt with by a standards panel under section 5.110 of the Act.*

16. Overview of Division

- (1) This Division sets out rules of conduct for council members and candidates.
- (2) A reference in this Division to a council member includes a council member when acting as a committee member.

17. Misuse of local government resources

- (1) In this clause —

electoral purpose means the purpose of persuading electors to vote in a particular way at an election, referendum or other poll held under the Act, the *Electoral Act 1907* or the *Commonwealth Electoral Act 1918*;

resources of a local government includes —

- (a) local government property; and
 - (b) services provided, or paid for, by a local government.
- (2) A council member must not, directly or indirectly, use the resources of a local government for an electoral purpose or other purpose unless authorised under the Act, or by the local government or the CEO, to use the resources for that purpose.

18. Securing personal advantage or disadvantaging others

- (1) A council member must not make improper use of their office —

- (a) to gain, directly or indirectly, an advantage for the council member or any other person; or
- (b) to cause detriment to the local government or any other person.

- (2) Subclause (1) does not apply to conduct that contravenes section 5.93 of the Act or *The Criminal Code* section 83.

19. Prohibition against involvement in administration

- (1) A council member must not undertake a task that contributes to the administration of the local government unless authorised by the local government or the CEO to undertake that task.
- (2) Subclause (1) does not apply to anything that a council member does as part of the deliberations at a council or committee meeting.

20. Relationship with local government employees

- (1) In this clause —

local government employee means a person —

- (a) employed by a local government under section 5.36(1) of the Act; or
 - (b) engaged by a local government under a contract for services.
- (2) A council member or candidate must not —
- (a) direct or attempt to direct a local government employee to do or not to do anything in their capacity as a local government employee; or
 - (b) attempt to influence, by means of a threat or the promise of a reward, the conduct of a local government employee in their capacity as a local government employee; or

- (c) act in an abusive or threatening manner towards a local government employee.
- (3) Subclause (2)(a) does not apply to anything that a council member does as part of the deliberations at a council or committee meeting.
- (4) If a council member or candidate, in their capacity as a council member or candidate, is attending a council or committee meeting or other organised event (for example, a briefing or workshop), the council member or candidate must not orally, in writing or by any other means —
 - (a) make a statement that a local government employee is incompetent or dishonest; or
 - (b) use an offensive or objectionable expression when referring to a local government employee.
- (5) Subclause (4)(a) does not apply to conduct that is unlawful under *The Criminal Code* Chapter XXXV.

21. Disclosure of information

- (1) In this clause —

closed meeting means a council or committee meeting, or a part of a council or committee meeting, that is closed to members of the public under section 5.23(2) of the Act;

confidential document means a document marked by the CEO, or by a person authorised by the CEO, to clearly show that the information in the document is not to be disclosed;

document includes a part of a document;

non confidential document means a document that is not a confidential document.
- (2) A council member must not disclose information that the council member —
 - (a) derived from a confidential document; or
 - (b) acquired at a closed meeting other than information derived from a non confidential document.
- (3) Subclause (2) does not prevent a council member from disclosing information —
 - (a) at a closed meeting; or
 - (b) to the extent specified by the council and subject to such other conditions as the council determines; or
 - (c) that is already in the public domain; or
 - (d) to an officer of the Department; or
 - (e) to the Minister; or
 - (f) to a legal practitioner for the purpose of obtaining legal advice; or
 - (g) if the disclosure is required or permitted by law.

22. Disclosure of interests

(1) In this clause —

interest —

- (a) means an interest that could, or could reasonably be perceived to, adversely affect the impartiality of the person having the interest; and
 - (b) includes an interest arising from kinship, friendship or membership of an association.
- (2) A council member who has an interest in any matter to be discussed at a council or committee meeting attended by the council member must disclose the nature of the interest —
- (a) in a written notice given to the CEO before the meeting; or
 - (b) at the meeting immediately before the matter is discussed.
- (3) Subclause (2) does not apply to an interest referred to in section 5.60 of the Act.
- (4) Subclause (2) does not apply if a council member fails to disclose an interest because the council member did not know —
- (a) that they had an interest in the matter; or
 - (b) that the matter in which they had an interest would be discussed at the meeting and the council member disclosed the interest as soon as possible after the discussion began.
- (5) If, under subclause (2)(a), a council member discloses an interest in a written notice given to the CEO before a meeting, then —
- (a) before the meeting the CEO must cause the notice to be given to the person who is to preside at the meeting; and
 - (b) at the meeting the person presiding must bring the notice and its contents to the attention of the persons present immediately before any matter to which the disclosure relates is discussed.
- (6) Subclause (7) applies in relation to an interest if —
- (a) under subclause (2)(b) or (4)(b) the interest is disclosed at a meeting; or
 - (b) under subclause (5)(b) notice of the interest is brought to the attention of the persons present at a meeting.
- (7) The nature of the interest must be recorded in the minutes of the meeting.

23. Compliance with plan requirement

If a plan under clause 12(4)(b) in relation to a council member includes a requirement referred to in clause 12(6), the council member must comply with the requirement.



Shire of Mt Marshall

— THE SANDALWOOD SHIRE —

Complaint About Alleged Breach Form - Code of conduct for Council members, committee members and candidates

Schedule 1, Division 3 of the *Local Government (Model Code of Conduct) Regulations 2021*

NOTE: A complaint about an alleged breach must be made —
(a) in writing in the form approved by the local government
(b) to an authorised person
(c) within one month after the occurrence of the alleged breach.

Name of person making the complaint:

Name: _____
Given Name(s) Family Name

Contact details of person making the complaint:

Address: _____

Email: _____

Contact Number: _____

Name of the Local Government concerned:

Shire of Mt Marshall

Name of council member, committee member, candidate alleged to have committed the breach:

Attachment 12.1.9b



Shire of Mt Marshall

— THE SANDALWOOD SHIRE —

State the full details of the alleged breach. Attach any supporting evidence to your complaint form.

Date of alleged breach:

_____ / _____ / 20 _____

SIGNED:

Complainant's signature:

Date of signing: _____ / _____ / 20 _____

Received by Authorised Officer

Authorised Officer's Name:

Authorised Officer's Signature:

Date received: _____ / _____ / 20 _____



Shire of Mt Marshall

— THE SANDALWOOD SHIRE —

NOTE TO PERSON MAKING THE COMPLAINT:

This form should be completed, dated and signed by the person making a complaint of an alleged breach of the Code of Conduct. The complaint is to be specific about the alleged breach and include the relevant section/subsection of the alleged breach.

The complaint must be made to the authorised officer within one month after the occurrence of the alleged breach.

Signed complaint form is to be forwarded to:

Complaints Officer

Shire of Mt Marshall

PO Box 20

BENCUBBIN WA 6477

or emailed to: ceo@mtmarshall.wa.gov.au

From: [Nadine Richmond](#)
To: [Nadine Richmond](#)
Subject: FW: Rental of House
Date: Wednesday, 14 April 2021 1:49:53 PM

-----Original Message-----

From: greg clark <gclark16@hotmail.com>
Sent: Wednesday, 14 April 2021 12:06 PM
To: John Nuttall <John.Nuttall@mtmarshall.wa.gov.au>
Cc: Tanika McLennan <fam@mtmarshall.wa.gov.au>
Subject: Rental of House

Dear John

I'm writing to you on behalf of the Beacon Football Club in regards to renting a vacant house on Rowlands street in Beacon .

With more than half the Footy team coming from Perth and the lack of private houses in Beacon we would like for the Shire of Mount Marshall to consider in Renting this vacant house at a reduced rate to the Football Club for this season to help with the financial cost.

We strongly encourage our Perth based players to be part of the community and stay up for home games .

As we have 6 home games and possible finals we are looking to rent the house for the season but pay for the home games for the season. Should there be outside interest from shire or public for a rental in Beacon the Football Club will vacate the premises.

Regards

Greg Clark

President

Beacon Football Club

Sent from my iPhone

CHIEF EXECUTIVE OFFICER - JOHN NUTTALL

REF	DECISION	STATUS	COMMENT	ESTIMATED COMPLETION
2021/2-004 March 2021	That: 1. the unconfirmed minutes of the Audit Committee Meeting held 8 March 2021 be endorsed; 2. the 2020 Compliance Audit Return be endorsed; 3. the Audited Financial Report and Independent Auditors Report be endorsed; and 4. the letter to Hon David Templeman MLA be approved	Complete		
2021/2-007 March 2021	That Council, subject to Section 38(1) Bush Fires Act 1954, appoint Miss Meg Wyatt as a Bush Fire Control Officer – Permit Issuing Officer Only for the Shire of Mt Marshall.	Complete		
2021/2-008 March 2021	That Council reject the offer from the Anglican Diocese of Perth to transfer the lease for 37 & 39 Lucas Street Beacon.	Complete		
2021/2-009 March 2021	That Council: 1. Endorse purchasing the land at Lot 82 on Deposited Plan 148004 for \$8,000; and 2. Endorse the Chief Executive Officer and Shire President signing the necessary paperwork to effect the purchase, including use of the Common Seal where necessary.	Complete	Paperwork signed and returned for countersigning.	

CHIEF EXECUTIVE OFFICER - JOHN NUTTALL				
REF	DECISION	STATUS	COMMENT	ESTIMATED COMPLETION
2020/3-009 March 2020	That Council: 1. Resolve that correspondence should be sent to Telstra head office expressing the displeasure of Council and the community at the telecommunication outages which continue to occur; 2. Resolve that correspondence be sent to Western Power inviting them to meet with the Shire President and Chief Executive Officer to discuss any potential solutions, such as the one installed at Perenjori for the town of Beacon which suffers the worst and longest lasting power outages; 3. Resolve that copies of the above correspondence be sent to appropriate State and Federal politicians with an invitation to them to assist with the issues; 4. Subject to the Local Government Act 1995, Section 6.8(1)(b) authorise non budgeted expenditure of \$4,000 to install battery back-up systems for the Crisp Wireless service at Bencubbin Multipurpose Complex and Beacon Town Hall; and 5. Subject to the Local Government Act 1995, Section 6.8(1)(b) reduce 1433001 Shed Gates Bencubbin Depot by \$4,000 to allow for the expenditure authorised in resolution 4 above.	Ongoing	Delayed due to COVID-19 crisis. Will undertake further work in the near future. Awaiting confirmation of a meeting date with Western Power. Meeting was held in August 2020 and potential solutions discussed.	
		Complete	Awaiting Western Power to provide further details.	

CHIEF EXECUTIVE OFFICER - JOHN NUTTALL

REF	DECISION	STATUS	COMMENT	ESTIMATED COMPLETION
2019/3-003 April 2019	<p>That Council:</p> <ol style="list-style-type: none">1. Direct the Chief Executive Officer to arrange for the preparation of an agreement between the Shire of Mt Marshall and the Bencubbin Golf Club for the use of the Bencubbin Golf Course. The agreement is to set the annual lease fee at \$1 payable on demand; and2. Authorise the Chief Executive Officer to undertake the necessary arrangements to effect and complete the agreement, including the use of the Shire Common Seal if necessary.	Ongoing	Discussions with lawyers are being had.	
2018/11-004 December 2018	<p>That Council accept the offer from Water Corporation of the transfer of ownership from the Water Corporation to the Shire of Mt Marshall of the following AA Dams:</p> <ul style="list-style-type: none">• Warkutting Tank• Gabbining Tank• Marindo Rocks• Beebeegnying Tank• Sand Soak Dam• Snake Soak Dam	Ongoing	<p>Application made to the Department of Lands regarding Snake Soak Dam.</p> <p>Awaiting Native Title Clearance</p>	

CHIEF EXECUTIVE OFFICER - JOHN NUTTALL

REF	DECISION	STATUS	COMMENT	ESTIMATED COMPLETION
2017/022 February 2017	<p>That:</p> <ol style="list-style-type: none">1. Council Acknowledge an historic equity imbalance in the provision of facilities between the towns of Beacon and Bencubbin;2. A desktop review be undertaken on proposed infrastructure upgrades for Beacon and that a further report be made to Council with a view to implementing a 5 year development program for the town;3. That the Shire's Community Development Officer investigate and report on other local government models for the development and support of volunteers in both communities; and4. That any agreed infrastructure development program and volunteer support program be incorporated into the Shire's Community Strategic Plan	Ongoing	Strategic Community Plan to be adopted in December and the Corporate Business Plan in 2021.	

ENVIRONMENTAL HEALTH OFFICER – PETER TOBOSS				
REF	DECISION	STATUS	COMMENT	ESTIMATED COMPLETION
2009/081 April 2009	That the dwelling located on Lot 94, Lindsay St, Beacon being of weather board walls over wooden stud frames, suspended timber floors and timber framed iron clad roof be declared unfit for human habitation from immediate effect of date of notification and also the Council place a work order on the said dwelling to bring the dwelling up to a standard deemed by the Environmental Health Officer/Building Surveyor to be compliant with the Health Act 1911, Shire of Mt Marshall Health Local Laws 2007 and Local Government (Miscellaneous Provisions) 1960 and that a period of time being 90 days of notification of dwelling unfit for habitation to be allowed to do such works and in the event of works not commenced to bring the dwelling to the said standard that a demolition order be placed on the said dwelling.	Ongoing	<p>Works inspected by EHO/BS and are acceptable. House Unfit for habitation to stay in effect until rear plumbing is confirmed done. Discussions with Ruth DeJong said they were keen to fix plumbing so they could get workers into the house BUT were out on jobs Statewide. House inspected on 10/08/2016. The house remains unfit for habitation by the owner's workers. The owner has been informed that the house needs to be made good before the order can be lifted and used for habitation.</p> <p>November 2017 - PEHO conducted site inspection; property is vacant with no person living in it. Health Notice on the door at the time of inspection. PEHO is yet to establish contact with the owner/owners.</p> <p>Owner has been identified. Property remains unoccupied so no additional input from Officers at this time (Oct 2020). Will be monitored</p>	Ongoing.

REGULATORY OFFICER – MEG WYATT

REF	DECISION	STATUS	COMMENT	ESTIMATED COMPLETION
2021/1-010 Feb 2021	<p>That Council:</p> <ol style="list-style-type: none">1. Resolve that the new Bencubbin Fire Shed be located at the Bencubbin Industrial Land Site2. Resolve that the purchase of a block of land at the Bencubbin Industrial Land Site be included in the 2021/22 annual budget for the purposes of building the new Bencubbin Fire Shed3. Resolve that the new Welbungin Fire Shed be located at the site of the existing Welbungin Fire Shed.4. Resolve that \$5,000 towards site works at the new Welbungin Fire Shed be budgeted for in the Shire's 2021/2022 annual budget.	Ongoing		

REGULATORY OFFICER – MEG WYATT

REF	DECISION	STATUS	COMMENT	ESTIMATED COMPLETION
2020/10-013 October 2020	That: <ol style="list-style-type: none"> 1. Council reject the recommendation from the Bush Fire Advisory Committee meeting regarding campfire signage. 2. Council resolve that all Camping and Cooking fires be prohibited in the Shire of Mt Marshall during the Prohibited Burning Period (1 November to 31 January) with the exception of wood & charcoal fuelled BBQ's and wood fired pizza ovens which are only prohibited if the fire danger index for the day is very high or above. 3. Council's Firebreak Order be amended to include cooking and campfire restrictions and the notice be advertised in the Government Gazette. 4. appropriate signage be installed at all known popular camping sites. 	Ongoing	Signage being prepared.	
2016/155 Oct 2016 Continued	h) Consent is given to the Department of Fire and Emergency Services to issue identity cards to Mt Marshall Fire Brigade members.	Ongoing	<p>Instructions as how to process photos has been obtained and staff will commence the process.</p> <p>Commence project in February during Bush Fire training.</p> <p>Photos of members are required.</p> <p>Letters have been written and sent to all volunteers requesting they attend the Shire office to have their photo taken.</p>	

REGULATORY OFFICER – MEG WYATT

REF	DECISION	STATUS	COMMENT	ESTIMATED COMPLETION
2008/083 April 2008	<p>That the Shire of Mt Marshall Local Law Relating to Dogs be amended as follows:</p> <p>15 2) Remove (e) Beacon Recreation Reserve No 36172</p> <p>15 (2) Remove (f) Bencubbin Recreation Reserve No 21535</p> <p>15 (2) Amend (g) to be denoted (e)</p> <p>Insert 15 (3) Fouling of Streets and Public Places</p> <p>Any person liable for the control of a dog as defined in Section 3(1) of the Act, who permits the dog to excrete on any street or public place or on any land within the District without the consent of the occupier commits an offence unless the excreta is removed forthwith and disposed of either on private land with the consent of the occupier or in such other manner as the local government may approve.</p> <p>16 (2) Remove (a) All freehold land owned by the Shire of Mt Marshall.</p> <p>16 (2) Remove (b) All reserves owned by the Shire of Mt Marshall or under the care control and management of the Shire.</p> <p>Insert 16 (2) (a) Beacon Recreation Reserve No 36172 (outside the fenced oval area) providing there are no organised activities upon this reserve.</p> <p>Insert 16 (2) (b) Bencubbin Recreation Reserve No 29824.</p>	Ongoing	<p>Proposed changes to be advertised.</p> <p>This item never progressed. CEO will undertake a review of current local laws in conjunction with contract ranger services and if any changes are required this will be progressed.</p>	September 2009

EXECUTIVE ASSISTANT – NADINE RICHMOND

REF	DECISION	STATUS	COMMENT	ESTIMATED COMPLETION
2019/9-008 Oct 2019	<ol style="list-style-type: none">1. That Council endorse dissolving the following committees:<ul style="list-style-type: none">• Bencubbin Multipurpose Complex Steering Committee• Drainage Reference Group2. That Council in accordance with Section 5.10 of the Local Government Act 1995, endorse the following committees, Working Groups and External Organisations with appointed Elected Member and Staff representation as listed below: <i>See Minutes for details</i>3. Where community positions exist:<ol style="list-style-type: none">a. Current members be approached inviting them to continue their membership;b. Where vacancies exist/occur, advertising take place seeking expressions of interest.	Ongoing	<p>Waiting for responses from community members for some groups.</p> <p>Responses we are waiting on relate to the Off Road Racing Group. I can only assume this would be due to the WAORRA event not going ahead this year due to COVID-19. Will follow up to make sure a committee is in place for the event in 2021.</p> <p>New contact has been made with prospective members of the Off Road Racing Working Group and just waiting on the last few responses.</p>	

COMMUNITY DEVELOPMENT OFFICER – REBECCA WATSON				
REF	DECISION	STATUS	COMMENT	ESTIMATED COMPLETION
2020/11-014 November 2020	<ol style="list-style-type: none"> 1. The Beacon Progress Association be awarded \$6640.81 2. The Lake McDermott Catchment Group be awarded \$5744.45 3. The Bencubbin Sports Club not be made an award 	Ongoing	Lake McDermott Catchment Group and Beacon Progress Association have provided invoice and payment of the grant has been made.	
2017/022 February 2017	<p>That:</p> <ol style="list-style-type: none"> 1. Council Acknowledge an historic equity imbalance in the provision of facilities between the towns of Beacon and Bencubbin; 2. A desktop review be undertaken on proposed infrastructure upgrades for Beacon and that a further report be made to Council with a view to implementing a 5 year development program for the town; 3. That the Shire's Community Development Officer investigate and report on other local government models for the development and support of volunteers in both communities; and 4. That any agreed infrastructure development program and volunteer support program be incorporated into the Shire's Community Strategic Plan 	Ongoing	CDO liaising with Volunteers WA Wheatbelt Hub to source information that will assist with the development of the report.	

ECONOMIC DEVELOPMENT OFFICER – SARAH MOUG				
REF	DECISION	STATUS	COMMENT	ESTIMATED COMPLETION
2020/10-003 Oct 2020	<p>That Council:</p> <ol style="list-style-type: none"> 1. Receive the minutes from the Economic Development Committee of 13 October 2020 at attachment 11.1.1a; 2. Endorse the recommendations (as detailed above) of the Economic Development Committee by making the following awards: <ol style="list-style-type: none"> a) Beacon Central be awarded \$1,077.72 towards the purchase of catering type equipment for the wildflower tour; b) Hands on Therapeutic Massage be awarded \$635.18 towards a launch event for the new gifts business; c) Beacon Country Club be awarded \$986.33 towards the purchase of a shade sail (the Committee feels in line with redefined guidelines Beacon Country Club be classed under commercial stream); d) Lake McDermott Catchment Group be awarded \$3,635.50 towards the installation of a shelter at Lake McDermott; e) Beacon Co-Operative not receive any award as their application did not meet the minimum benefit amount; f) Foley Admin Services be awarded \$3,359.75 towards the purchase of various equipment to set up the “Bubbles and Brew Liquor Store” to be awarded only on condition that a liquor licence is granted; and g) Beacon Silver Chain Branch Committee be awarded \$7,320.00 towards the purchase of a generator for the remote area nurse clinic. 	Ongoing	<p>Lake McDermott Catchment Group have submitted their acquittal document.</p> <p>Beacon Silver Chain Branch Committee have submitted their acquittal document.</p>	



SHIRE OF MT MARSHALL

MONTHLY FINANCIAL REPORT (Containing the Statement of Financial Activity) For the Period Ended 31 March 2021

LOCAL GOVERNMENT ACT 1995

LOCAL GOVERNMENT (FINANCIAL MANAGEMENT) REGULATIONS 1996

TABLE OF CONTENTS

Monthly Summary Information	3 - 5
Key Terms and Descriptions - Statutory Reporting Programs	6
Statement of Financial Activity by Program	7
Key Terms and Descriptions - Nature or Type Descriptions	8
Statement of Financial Activity by Nature or Type	9
Note 1 Adjusted Net Current Assets	10
Note 2 Cash and Financial Assets	11
Note 3 Receivables	12
Note 4 Other Current Assets	13
Note 5 Payables	14
Note 6 Rating Revenue	15
Note 7 Disposal of Assets	17
Note 8 Capital Acquisitions	18
Note 9 Borrowings	21
Note 10 Reserves	22
Note 11 Other Current Liabilities	23
Note 12 Operating Grants and Contributions	24
Note 13 Non-Operating Grants and Contributions	25
Note 14 Bonds & Deposits and Trust Fund	26
Note 15 Explanation of Material Variances	27
Note 16 Budget Amendments	28

THIS PAGE INTENTIONALLY LEFT BLANK

Items of Significance

The material variance adopted by the Shire for the 2020/21 year is \$10,000 and 10%. The following selected items have been highlighted due to the amount of the variance to the budget or due to the nature of the revenue/expenditure. A full listing and explanation of all items considered of significant/material variance is disclosed in Note 15.

	% Collected / Completed	Amended Annual Budget	Amended YTD Budget	YTD Actual	Variance (Under)/Over
Significant Projects					
Bencubbin Community Recreation Centre Capital Expenditure	64%	101,100	75,798	64,454	11,344
Bencubbin Bowling Green Capital Expenditure	139%	130,000	97,497	180,854	(83,357)
Beacon Bowling Green Capital Expenditure	0%	130,000	97,497	0	97,497
Beacon Recreation Centre Capital Expenditure	59%	67,100	50,319	39,306	11,013
Swimming Pool Redevelopment	100%	1,130,996	1,130,996	1,130,745	251
Beacon Workers Camp - Capital Expenditure	12%	45,000	33,750	5,232	28,518
Welbungin Wialki Rd SLK 39.83 - 41.54	80%	140,838	105,615	112,299	(6,684)
Gabbin Cleary Rd SLK 8.73 - 10.83	1%	61,623	46,188	585	45,603
Gabbin Cleary Rd SLK 12.41 - 14.02	0%	47,400	35,532	0	35,532
Andrews Tank Rd SLK 21.47 - 22.70	102%	41,100	30,798	41,836	(11,038)
Mandiga Marindo Rd SLK 19.22 - 21.62	8%	64,000	47,979	4,905	43,074
Gillett Rd SLK 36.26 - 39.03	81%	88,000	65,970	71,656	(5,686)
Hiscox Rd SLK 0.00 - 3.00	1%	76,300	57,213	499	56,714
Job Rd SLK 9.60 - 11.76	15%	54,000	40,473	8,210	32,263
Koorda Bullfinch Rd SLK 19.29 - 22.61	77%	365,200	273,870	279,786	(5,916)
Bencubbin Beacon Rd SLK 17.91 - 20.44, 20.81 - 21.85, 31.64	81%	154,080	115,560	125,352	(9,792)
Burakin Wialki Rd SLK 21.43 - 22.17	75%	32,100	24,075	23,926	149
Burakin Wialki Rd SLK 42.55 - 53.55	49%	31,270	23,445	15,409	8,036
Scotsmans Rd SLK 23.09 - 25.11	94%	222,200	166,617	208,244	(41,627)
Burakin Wialki Rd SLK 4.90 - 6.03	Unbudgeted	0	0	6,701	(6,701)
Bimbijy Rd SLK 0.20 - 0.94	Unbudgeted	0	0	26,668	(26,668)
Burakin Wialki Rd SLK 6.12 - 8.49	Unbudgeted	0	0	6,135	(6,135)
Brown St SLK 0.38 - 0.72	Unbudgeted	0	0	28,778	(28,778)
Mandiga Marindo Rd SLK 36.00 - 38.00	Unbudgeted	0	0	16,537	(16,537)
Bencubbin Kununoppin Rd SLK 8.20 - 9.36	Unbudgeted	0	0	22,564	(22,564)
Gabbin Cleary Rd SLK 3.25 - 3.79	0%	14,000	10,494	0	10,494
Maroubra Rd SLK 9.19 - 11.14	0%	45,000	33,750	0	33,750
Wialki North East Rd SLK 0.00 - 3.46	0%	83,000	62,244	0	62,244
Beacon Back Rd SLK 0.00 - 1.23	0%	30,000	22,482	0	22,482
Perry Rd SLK 2.18 - 2.62	0%	20,000	14,976	0	14,976
Calderwood Drive SLK 0.00 - 1.14	0%	38,100	28,575	0	28,575
Medlin St	0%	15,000	11,250	0	11,250
Cook St SLK 0.00 - 0.95	0%	32,000	23,994	0	23,994
Dalgouring Snake Soak Rd SLK 2.05 - 3.00	0%	97,000	72,729	0	72,729
Waddouring Dam	26%	115,000	86,247	30,203	56,044
Grants, Subsidies and Contributions					
Operating Grants, Subsidies and Contributions	75%	1,504,296	1,194,295	1,128,601	(65,694)
Non-operating Grants, Subsidies and Contributions	44%	1,811,913	1,421,375	798,423	(622,952)
	58%	3,316,209	2,615,670	1,927,024	(688,646)
Rates Levied	99%	1,474,508	1,474,685	1,452,394	(22,291)

% Compares current ytd actuals to annual budget

Financial Position		Prior Year 31 March 2020	Current Year 31 March 2021
Adjusted Net Current Assets	49%	\$ 1,311,998	\$ 647,891
Cash and Equivalent - Unrestricted	62%	\$ 1,943,253	\$ 1,205,521
Cash and Equivalent - Restricted	62%	\$ 1,870,326	\$ 1,163,802
Receivables - Rates	92%	\$ 154,988	\$ 141,956
Receivables - Other	97%	\$ 90,261	\$ 87,368
Payables	26%	\$ 757,573	\$ 193,331

% Compares current ytd actuals to prior year actuals at the same time

Note: The Statements and accompanying notes are prepared based on all transactions recorded at the time of preparation and may vary due to transactions being processed for the reporting period after the date of preparation.

PREPARATION TIMING AND REVIEW

Date prepared: All known transactions up to 31 March 2021
Prepared by: Tanika McLennan (Finance and Admin Manager)
Reviewed by: John Nuttall (CEO)

BASIS OF PREPARATION

REPORT PURPOSE

This report is prepared to meet the requirements of Local Government (Financial Management) Regulations 1996, Regulation 34. Note: The Statements and accompanying notes are prepared based on all transactions recorded at the time of preparation and may vary due to transactions being processed for the reporting period after the date of preparation.

BASIS OF ACCOUNTING

This statement comprises a special purpose financial report which has been prepared in accordance with Australian Accounting Standards (as they apply to local governments and not-for-profit entities), Australian Accounting Interpretations, other authoritative pronouncements of the Australian Accounting Standards Board, the Local Government Act 1995 and accompanying regulations. Material accounting policies which have been adopted in the preparation of this statement are presented below and have been consistently applied unless stated otherwise. Except for cash flow and rate setting information, the report has also been prepared on the accrual basis and is based on historical costs, modified, where applicable, by the measurement at fair value of selected non-current assets, financial assets and liabilities.

THE LOCAL GOVERNMENT REPORTING ENTITY

All Funds through which the Council controls resources to carry on its functions have been included in this statement. In the process of reporting on the local government as a single unit, all transactions and balances between those funds (for example, loans and transfers between Funds) have been eliminated. All monies held in the Trust Fund are excluded from the statement, but a separate statement of those monies appears at Note 14.

SIGNIFICANT ACCOUNTING POLICES

GOODS AND SERVICES TAX

Revenues, expenses and assets are recognised net of the amount of GST, except where the amount of GST incurred is not recoverable from the Australian Taxation Office (ATO). Receivables and payables are stated inclusive of GST receivable or payable. The net amount of GST recoverable from, or payable to, the ATO is included with receivables or payables in the statement of financial position. Cash flows are presented on a gross basis. The GST components of cash flows arising from investing or financing activities which are recoverable from, or payable to, the ATO are presented as operating cash flows.

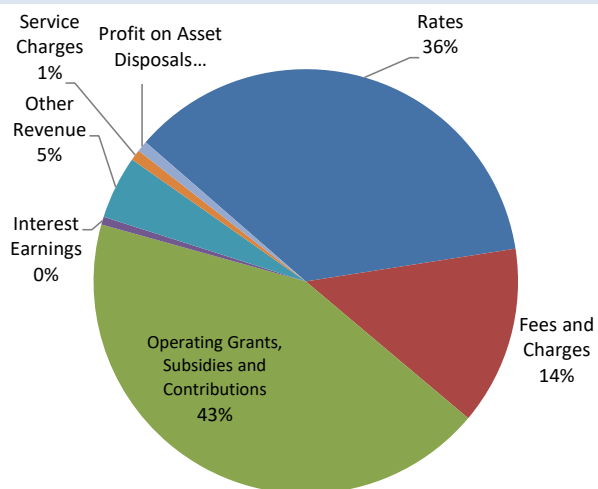
CRITICAL ACCOUNTING ESTIMATES

The preparation of a financial report in conformity with Australian Accounting Standards requires management to make judgements, estimates and assumptions that effect the application of policies and reported amounts of assets and liabilities, income and expenses. The estimates and associated assumptions are based on historical experience and various other factors that are believed to be reasonable under the circumstances; the results of which form the basis of making the judgements about carrying values of assets and liabilities that are not readily apparent from other sources. Actual results may differ from these estimates.

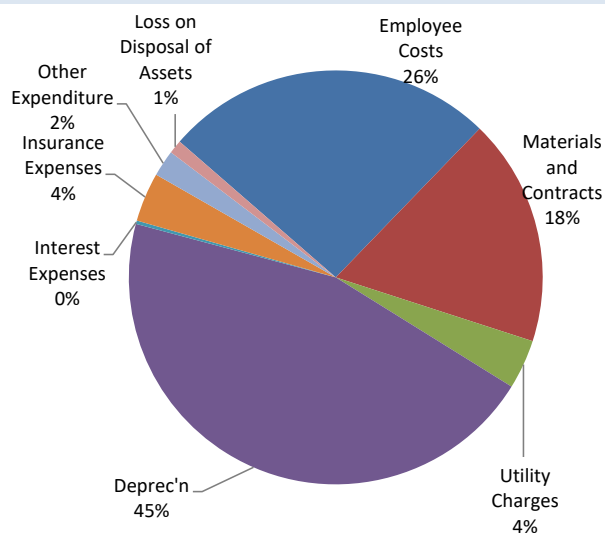
ROUNDING OFF FIGURES

All figures shown in this statement are rounded to the nearest dollar.

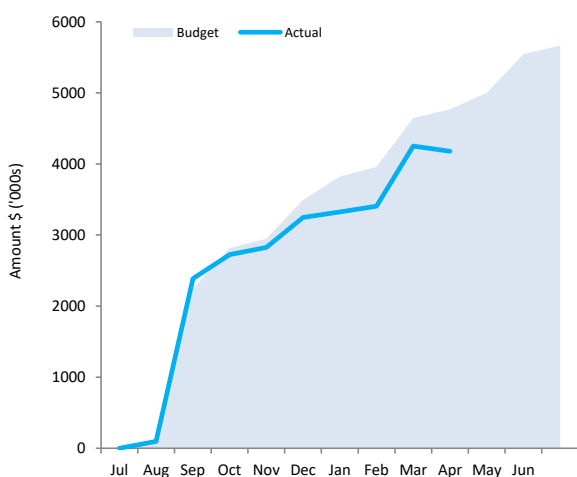
OPERATING REVENUE



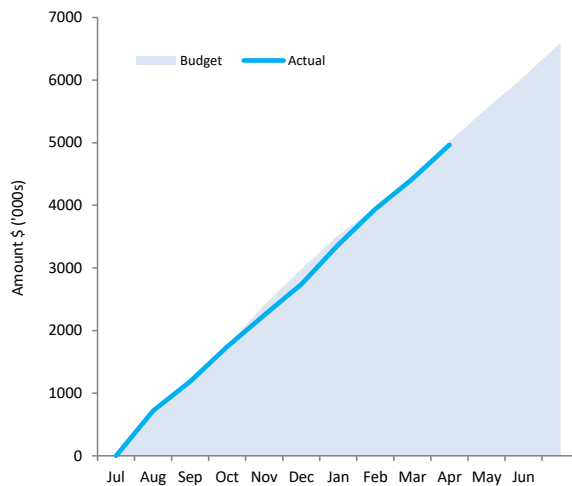
OPERATING EXPENSES



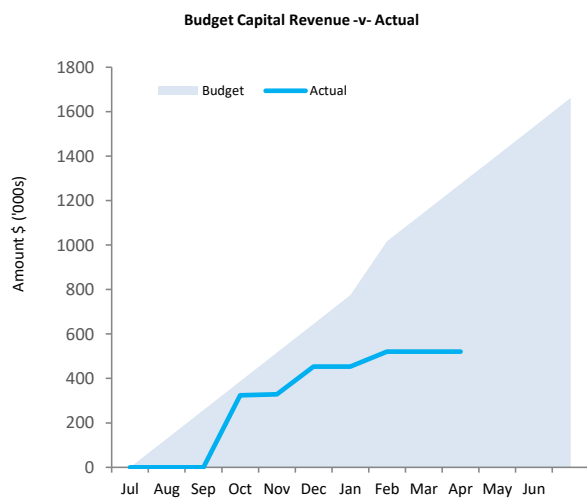
Budget Operating Revenues -v- Actual



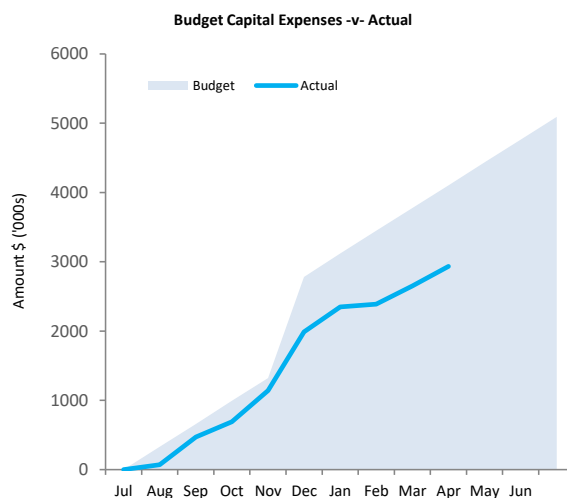
Budget Operating Expenses -v- YTD Actual



CAPITAL REVENUE



CAPITAL EXPENSES



This information is to be read in conjunction with the accompanying Financial Statements and Notes.

Shire operations as disclosed in these financial statements encompass the following service orientated activities/programs.

	ACTIVITIES
GOVERNANCE To provide a decision making process for the efficient allocation of scarce resources.	Administration and operation of facilities and services to members of the Council. Other costs that relate to the tasks of assisting elected members and ratepayers on matters which are which are not directly related to specific shire services.
GENERAL PURPOSE FUNDING To collect revenue to allow for the provision of services.	Rates, general purpose government grants and interest revenue.
LAW, ORDER, PUBLIC SAFETY To provide services to help ensure a safer community.	Supervision of various by-laws, fire prevention, emergency services and animal control.
HEALTH To provide an operational framework for good community health.	Food and water quality, pest control, immunisation services, child health services and health education.
EDUCATION AND WELFARE To meet the needs of the community in these areas.	Management and support for families, children, youth and the aged within the community by providing Youth, Aged and Family Centres, Home and Community Aged Care Programs and assistance to schools.
HOUSING To help ensure adequate housing.	Provision of residential housing for council staff. Provision of housing for aged persons, low income families, government and semi government employees.
COMMUNITY AMENITIES Provide services required by the community.	Rubbish collection services and disposal of waste, stormwater drainage, protection of the environment, town planning and regional development and other community amenities (cemeteries and public toilets).
RECREATION AND CULTURE To establish and manage efficiently infrastructure and resources which will help the social wellbeing of the community.	Public halls, recreation and aquatic centres, parks and reserves, libraries, heritage and culture.
TRANSPORT To provide effective and efficient transport services to the community.	Construction and maintenance of roads, footpaths, bridges, street cleaning and lighting, road verges, streetscaping and depot maintenance.
ECONOMIC SERVICES To help promote the Shire and its economic wellbeing.	The regulation and provision of tourism, area promotion, building control, noxious weeds, vermin control and standpipes.
OTHER PROPERTY AND SERVICES To monitor and control Shire's overhead operating accounts.	Private works, public works overheads, plant and equipment operations, town planning schemes and activities not reported in the above programs.

SHIRE OF MT MARSHALL
STATEMENT OF FINANCIAL ACTIVITY
FOR THE PERIOD ENDED 31 MARCH 2021

STATUTORY REPORTING PROGRAMS

		Adopted Annual Budget	Amended Annual Budget (d)	Amended YTD Budget (a)	YTD Actual (b)	Var. \$ (b)-(a)	Var. % (b)-(a)/(a)	Var. ▲▼	Significant Var. S
	Note	\$	\$	\$	\$	\$	%		
Opening Funding Surplus(Deficit)	1	1,795,546	1,735,346	1,735,346	1,735,346	0	0%		
Revenue from operating activities									
Governance		34,299	34,299	25,704	28,874	3,170	12%	▲	
General Purpose Funding - Rates	6	1,474,508	1,474,508	1,475,207	1,452,394	(22,813)	(2%)	▼	
General Purpose Funding - Other		1,217,439	1,217,439	912,537	877,627	(34,910)	(4%)	▼	
Law, Order and Public Safety		34,845	34,845	26,121	19,067	(7,054)	(27%)	▼	
Health		200,740	200,740	150,543	98,799	(51,744)	(34%)	▼	S
Education and Welfare		106,194	106,194	89,938	99,532	9,594	11%	▲	
Housing		123,800	123,800	92,844	108,593	15,749	17%	▲	S
Community Amenities		162,419	162,419	148,749	106,503	(42,246)	(28%)	▼	S
Recreation and Culture		45,928	45,928	34,416	26,392	(8,024)	(23%)	▼	
Transport		226,883	226,883	225,927	254,531	28,604	13%	▲	S
Economic Services		174,225	174,225	127,854	261,635	133,781	105%	▲	S
Other Property and Services		51,900	51,900	38,916	44,574	5,658	15%	▲	
		3,853,181	3,853,181	3,348,756	3,378,521				
Expenditure from operating activities									
Governance		(419,832)	(419,832)	(336,914)	(284,350)	52,564	16%	▲	S
General Purpose Funding		(79,901)	(79,901)	(59,913)	(52,211)	7,702	13%	▲	
Law, Order and Public Safety		(191,912)	(191,912)	(146,359)	(146,329)	30	0%	▲	
Health		(329,206)	(329,206)	(247,025)	(194,384)	52,641	21%	▲	S
Education and Welfare		(369,373)	(369,373)	(283,836)	(226,794)	57,042	20%	▲	S
Housing		(289,845)	(289,845)	(218,683)	(231,310)	(12,627)	(6%)	▼	
Community Amenities		(320,200)	(320,200)	(242,303)	(201,628)	40,675	17%	▲	S
Recreation and Culture		(1,250,849)	(1,250,849)	(965,470)	(868,513)	96,957	10%	▲	S
Transport		(2,828,152)	(2,828,152)	(2,104,566)	(2,112,914)	(8,348)	(0%)	▼	
Economic Services		(497,137)	(497,137)	(383,503)	(384,842)	(1,339)	(0%)	▼	
Other Property and Services		(20,570)	(20,570)	(29,542)	(261,371)	(231,829)	(785%)	▼	S
		(6,596,977)	(6,596,977)	(5,018,114)	(4,964,646)				
Operating activities excluded from budget									
Add back Depreciation		2,826,170	2,826,170	2,119,491	2,249,654	130,163	6%	▲	
Adjust (Profit)/Loss on Asset Disposal	7	2,000	2,000	1,494	19,307	17,813	1192%	▲	S
Movement in Leave Reserve (Added Back)		747	747	747	398	(349)	(47%)	▼	
Movement in Deferred Pensioner Rates/ESL		0	0	0	0	0			
Movement in Employee Benefit Provisions		0	0	0	(3,759)	(3,759)		▼	
Rounding Adjustments		0	0	0	0	0			
Movement Due to Changes in Accounting Standards		0	0	0	0	0			
Loss on Asset Revaluation		0	0	0	0	0			
Adjustment in Fixed Assets		0	0	0	0	0			
Amount attributable to operating activities		85,121	85,121	452,374	679,476				
Investing Activities									
Non-operating Grants, Subsidies and Contributions	13	1,811,913	1,811,913	1,421,375	798,423	(622,952)	(44%)	▼	S
Proceeds from Disposal of Assets	7	383,000	383,000	315,500	215,973	(99,527)	(32%)	▼	S
Land Held for Resale	8	0	0	0	0	0			
Land and Buildings	8	(2,438,696)	(2,438,696)	(2,115,431)	(1,603,597)	511,834	24%	▲	S
Plant and Equipment	8	(600,000)	(600,000)	(450,000)	(249,155)	200,845	45%	▲	S
Motor Vehicles	8	(263,000)	(263,000)	(230,497)	(152,573)	77,924	34%	▲	S
Furniture and Equipment	8	0	0	0	0	0			
Infrastructure Assets - Roads	8	(1,752,211)	(1,752,211)	(1,313,829)	(1,001,957)	311,872	24%	▲	S
Infrastructure Assets - Footpaths	8	(20,000)	(20,000)	(15,003)	0	15,003	100%	▲	S
Infrastructure Assets - Parks & Ovals	8	(190,000)	(190,000)	(142,497)	(30,203)	112,294	79%	▲	S
Infrastructure Assets - Playground Equipmant	8	0	0	0	0	0			
Infrastructure Assets - Airports	8	(25,000)	(25,000)	(18,747)	(19,335)	(588)	(3%)	▼	
Infrastructure Assets - Other	8	0	0	0	0	0			
Amount attributable to investing activities		(3,093,994)	(3,093,994)	(2,549,129)	(2,042,423)				
Financing Activities									
Proceeds from New Debentures	9	450,000	450,000	337,491	0	(337,491)	(100%)	▼	S
Repayment of Debentures	9	(44,720)	(44,720)	(33,525)	(22,147)	11,378	34%	▲	S
Repayment of Lease Financing	9	(10,533)	(10,533)	(7,893)	(1,839)	6,054	77%	▲	
Advances to Community Groups		0	0	0	0	0			
Proceeds from Advances		0	0	0	0	0			
Self-Supporting Loan Principal		9,524	9,524	7,137	4,717	(2,420)	(34%)	▼	
Transfer to Restricted Cash - Other		0	0	0	0	0			
Transfer from Restricted Cash - Other		0	0	0	0	0			
Transfer from Reserves	10	819,996	819,996	614,988	300,000	(314,988)	(51%)	▼	S
Transfer to Reserves	10	(10,939)	(10,939)	(8,154)	(5,238)	2,916	36%	▲	
Amount attributable to financing activities		1,213,328	1,213,328	910,044	275,492				
Closing Funding Surplus(Deficit)	1	1	(60,199)	548,635	647,891				

KEY INFORMATION

▲▼ Indicates a variance between Year to Date (YTD) Budget and YTD Actual data as per the adopted materiality threshold.

Refer to Note 15 for an explanation of the reasons for the variance.

The material variance adopted by Council for the 2020/21 year is \$10,000 and 10%.

This statement is to be read in conjunction with the accompanying Financial Statements and notes.

SHIRE OF MT MARSHALL

KEY TERMS AND DESCRIPTIONS

FOR THE PERIOD ENDED 31 MARCH 2021

NATURE OR TYPE DESCRIPTIONS

REVENUE

RATES

All rates levied under the Local Government Act 1995. Includes general, differential, specific area rates, minimum rates, interim rates, back rates, ex-gratia rates, less discounts offered. Exclude administration fees, interest on instalments, interest on arrears and service charges.

OPERATING GRANTS, SUBSIDIES AND CONTRIBUTIONS

Refer to all amounts received as grants, subsidies and contributions that are not non-operating grants.

NON-OPERATING GRANTS, SUBSIDIES AND CONTRIBUTIONS

Amounts received specifically for the acquisition, construction of new or the upgrading of non-current assets paid to a local government, irrespective of whether these amounts are received as capital grants, subsidies, contributions or donations.

PROFIT ON ASSET DISPOSAL

Profit on the disposal of assets including gains on the disposal of long term investments. Losses are disclosed under the expenditure classifications.

FEES AND CHARGES

Revenues (other than service charges) from the use of facilities and charges made for local government services, sewerage rates, rentals, hire charges, fee for service, photocopying charges, licences, sale of goods or information, fines, penalties and administration fees. Local governments may wish to disclose more detail such as rubbish collection fees, rental of property, fines and penalties, other fees and charges.

SERVICE CHARGES

Service charges imposed under Division 6 of Part 6 of the Local Government Act 1995. Regulation 54 of the Local Government (Financial Management) Regulations 1996 identifies these as television and radio broadcasting, underground electricity and neighbourhood surveillance services. Exclude rubbish removal charges. Interest and other items of a similar nature received from bank and investment accounts, interest on rate instalments, interest on rate arrears and interest on debtors.

INTEREST EARNINGS

Interest and other items of a similar nature received from bank and investment accounts, interest on rate instalments, interest on rate arrears and interest on debtors.

OTHER REVENUE / INCOME

Other revenue, which can not be classified under the above headings, includes dividends, discounts, rebates etc.

EXPENSES

EMPLOYEE COSTS

All costs associate with the employment of person such as salaries, wages, allowances, benefits such as vehicle and housing, superannuation, employment expenses, removal expenses, relocation expenses, worker's compensation insurance, training costs, conferences, safety expenses, medical examinations, fringe benefit tax, etc.

MATERIALS AND CONTRACTS

All expenditures on materials, supplies and contracts not classified under other headings. These include supply of goods and materials, legal expenses, consultancy, maintenance agreements, communication expenses, advertising expenses, membership, periodicals, publications, hire expenses, rental, leases, postage and freight etc. Local governments may wish to disclose more detail such as contract services, consultancy, information technology, rental or lease expenditures.

UTILITIES (GAS, ELECTRICITY, WATER, ETC.)

Expenditures made to the respective agencies for the provision of power, gas or water. Exclude expenditures incurred for the reinstatement of roadwork on behalf of these agencies.

INSURANCE

All insurance other than worker's compensation and health benefit insurance included as a cost of employment.

LOSS ON ASSET DISPOSAL

Loss on the disposal of fixed assets.

DEPRECIATION ON NON-CURRENT ASSETS

Depreciation expense raised on all classes of assets.

INTEREST EXPENSES

Interest and other costs of finance paid, including costs of finance for loan debentures, overdraft accommodation and refinancing expenses.

OTHER EXPENDITURE

Statutory fees, taxes, provision for bad debts, member's fees or State taxes. Donations and subsidies made to community groups.

SHIRE OF MT MARSHALL
STATEMENT OF FINANCIAL ACTIVITY
FOR THE PERIOD ENDED 31 MARCH 2021

BY NATURE OR TYPE

	Note	Adopted Annual Budget \$	Amended Annual Budget \$	Amended YTD Budget (a) \$	YTD Actual (b) \$	Var. \$ (b)-(a)	Var. % (b)-(a)/(a)	Var. ▲▼	Significant Var. \$
Opening Funding Surplus (Deficit)	1	1,795,546	1,735,346	1,735,346	1,735,346	\$ 0	0%		
Revenue from operating activities									
Rates	6	1,474,508	1,474,508	1,474,685	1,452,394	(22,291)	(2%)	▼	
Operating Grants, Subsidies and Contributions	12	1,504,296	1,504,296	1,194,295	1,128,601	(65,694)	(6%)	▼	
Fees and Charges		526,405	526,405	418,839	546,871	128,032	31%	▲	\$
Service Charges		0	0	0	0	0			
Interest Earnings		44,954	44,954	33,687	24,270	(9,417)	(28%)	▼	
Other Revenue		303,018	303,018	227,250	193,166	(34,084)	(15%)	▼	\$
Profit on Disposal of Assets	7	0	0	0	33,220	33,220		▲	\$
Gain FV Valuation of Assets		0	0	0	0	0			
		3,853,181	3,853,181	3,348,756	3,378,521				
Expenditure from operating activities									
Employee Costs		(1,799,987)	(1,799,987)	(1,358,595)	(1,283,355)	75,240	6%	▲	
Materials and Contracts		(1,392,607)	(1,392,607)	(1,067,036)	(881,032)	186,004	17%	▲	\$
Utility Charges		(253,357)	(253,357)	(193,569)	(191,830)	1,739	1%	▲	
Depreciation on Non-Current Assets		(2,826,170)	(2,826,170)	(2,119,491)	(2,249,654)	(130,163)	(6%)	▼	
Interest Expenses		(41,993)	(41,993)	(31,464)	(13,233)	18,231	58%	▲	\$
Insurance Expenses		(184,763)	(184,763)	(174,997)	(190,575)	(15,578)	(9%)	▼	
Other Expenditure		(96,100)	(96,100)	(71,468)	(102,440)	(30,972)	(43%)	▼	\$
Loss on Disposal of Assets	7	(2,000)	(2,000)	(1,494)	(52,526)	(51,032)	(3416%)	▼	\$
Loss FV Valuation of Assets		0	0	0	0	0			
		(6,596,977)	(6,596,977)	(5,018,114)	(4,964,646)				
Operating activities excluded from budget									
Add back Depreciation		2,826,170	2,826,170	2,119,491	2,249,654	130,163	6%	▲	
Adjust (Profit)/Loss on Asset Disposal	7	2,000	2,000	1,494	19,307	17,813	1192%	▲	\$
Movement in Leave Reserve (Added Back)		747	747	747	398	(349)	(47%)	▼	
Movement in Employee Benefit Provisions		0	0	0	(3,759)	(3,759)		▼	
Rounding Adjustments		0	0	0	0	0			
Movement Due to Changes in Accounting Standards		0	0	0	0	0			
Loss on Asset Revaluation		0	0	0	0	0			
Adjustment in Fixed Assets		0	0	0	0	0			
Amount attributable to operating activities		85,121	85,121	452,374	679,476				
Investing activities									
Non-Operating Grants, Subsidies and Contributions	13	1,811,913	1,811,913	1,421,375	798,423	(622,952)	(44%)	▼	\$
Proceeds from Disposal of Assets	7	383,000	383,000	315,500	215,973	(99,527)	(32%)	▼	\$
Land Held for Resale	8	0	0	0	0	0			
Land and Buildings	8	(2,438,696)	(2,438,696)	(2,115,431)	(1,603,597)	511,834	24%	▲	\$
Plant and Equipment	8	(600,000)	(600,000)	(450,000)	(249,155)	200,845	45%	▲	\$
Motor Vehicles	8	(263,000)	(263,000)	(230,497)	(152,573)	77,924	34%	▲	\$
Furniture and Equipment	8	0	0	0	0	0			
Infrastructure Assets - Roads	8	(1,752,211)	(1,752,211)	(1,313,829)	(1,001,957)	311,872	24%	▲	\$
Infrastructure Assets - Footpaths	8	(20,000)	(20,000)	(15,003)	0	15,003	100%	▲	\$
Infrastructure Assets - Parks & Ovals	8	(190,000)	(190,000)	(142,497)	(30,203)	112,294	79%	▲	\$
Infrastructure Assets - Playground Equipment	8	0	0	0	0	0			
Infrastructure Assets - Airports	8	(25,000)	(25,000)	(18,747)	(19,335)	(588)	(3%)	▼	
Infrastructure Assets - Other	8	0	0	0	0	0			
Amount attributable to investing activities		(3,093,994)	(3,093,994)	(2,549,129)	(2,042,423)				
Financing Activities									
Proceeds from New Debentures		450,000	450,000	337,491	0	(337,491)	(100%)	▼	\$
Repayment of Debentures	9	(44,720)	(44,720)	(33,525)	(22,147)	11,378	34%	▲	\$
Repayment of Lease Financing	9	(10,533)	(10,533)	(7,893)	(1,839)	6,054	77%	▲	
Advances to Community Groups		0	0	0	0	0			
Proceeds from Advances		0	0	0	0	0			
Self-Supporting Loan Principal	9	9,524	9,524	7,137	4,717	(2,420)	(34%)	▼	
Transfer to Restricted Cash - Other		0	0	0	0	0			
Transfer from Restricted Cash - Other		0	0	0	0	0			
Transfer from Reserves	10	819,996	819,996	614,988	300,000	(314,988)	(51%)	▼	\$
Transfer to Reserves	10	(10,939)	(10,939)	(8,154)	(5,238)	2,916	36%	▲	
Amount attributable to financing activities		1,213,328	1,213,328	910,044	275,492				
Closing Funding Surplus (Deficit)	1	1	(60,199)	548,635	647,891				

▲ ▼ Indicates a variance between Year to Date (YTD) Budget and YTD Actual data as per the adopted materiality threshold.

Refer to Note 15 for an explanation of the reasons for the variance.

The material variance adopted by Council for the 2020/21 year is \$10,000 and 10%.

This statement is to be read in conjunction with the accompanying Financial Statements and notes.

ADJUSTED NET CURRENT ASSETS

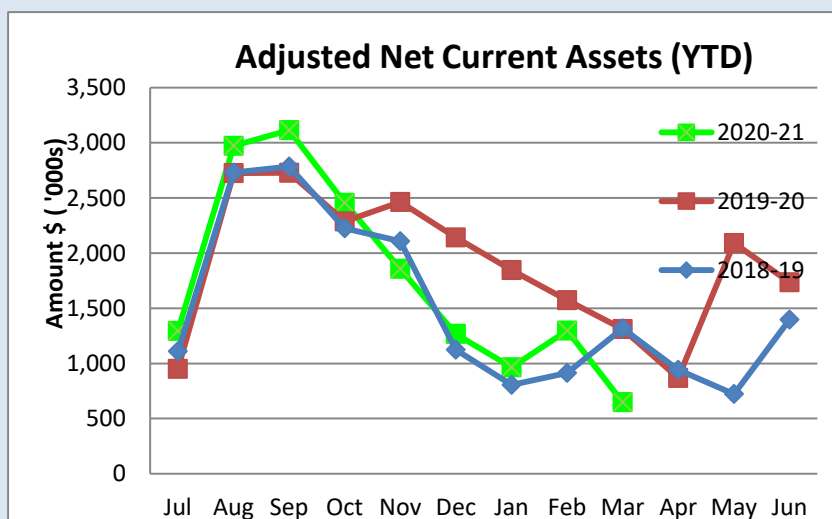
Adjusted Net Current Assets	Note	Last Years Closing 30/06/2020	This Time Last Year 31/03/2020	Year to Date Actual 31/03/2021
		\$	\$	\$
Current Assets				
Cash Unrestricted	2	2,123,692	1,943,253	1,205,521
Cash Restricted - Reserves	2	1,458,563	1,870,326	1,163,802
Cash Restricted - General	2	0	0	0
Cash Restricted - Bonds & Deposits	2	13,694	2,729	3,188
Receivables - Rates	3	123,891	154,988	141,956
Receivables - Other	3	109,135	90,261	87,368
Inventories	4	14,385	17,348	33,511
		3,843,360	4,078,904	2,635,346
Less: Current Liabilities				
Payables	5	(471,395)	(757,573)	(193,331)
Contract Liabilities	11	(5,129)	(28,634)	(477,589)
Bonds & Deposits	14	(13,694)	(2,729)	(3,188)
Loan and Lease Liability	9	(55,253)	(30,427)	(31,267)
Provisions	11	(249,325)	(202,333)	(244,751)
		(794,796)	(1,021,696)	(950,126)
Less: Cash Reserves	10	(1,458,563)	(1,870,326)	(1,163,802)
Add Back: Component of Leave Liability not Required to be funded		99,615	99,316	100,014
Add Back: Loan and Lease Liability		55,253	30,427	31,267
Less : Loan Receivable - clubs/institutions		(9,524)	(4,627)	(4,807)
Net Current Funding Position		1,735,346	1,311,998	647,891

SIGNIFICANT ACCOUNTING POLICIES

Please see Note 1(a) for information on significant accounting policies relating to Net Current Assets.

KEY INFORMATION

The amount of the adjusted net current assets at the end of the period represents the actual surplus (or deficit if the figure is a negative) as presented on the Rate Setting Statement.

**This Year YTD****Surplus(Deficit)****\$.65 M****Last Year YTD****Surplus(Deficit)****\$1.31 M**

OPERATING ACTIVITIES
NOTE 2
CASH AND FINANCIAL ASSETS

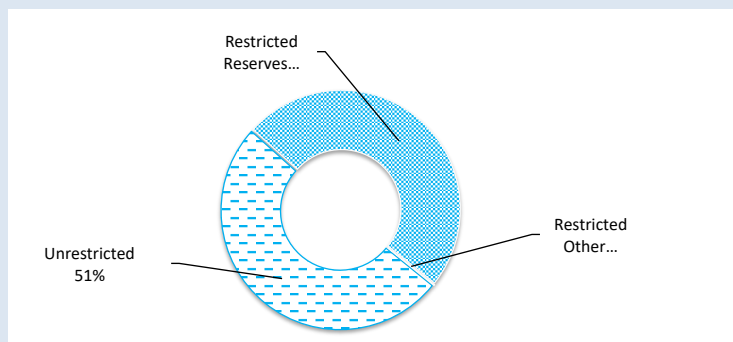
	Unrestricted	Restricted Reserves	Restricted Muni	Total Amount	Institution	Interest Rate	Maturity Date
	\$	\$	\$	\$			
Cash on Hand							
Cash Floats	300			300	Cash on Hand	Nil	On Hand
At Call Deposits							
Municipal Cash at Bank	1,128,999			1,128,999	Bendigo	0.35%	Ongoing
Little Bees of Bencubbin - Bendigo Bank Account	36,222			36,222	Bendigo	0.00%	Ongoing
Bendigo Bank ATM Float Account	20,780			20,780	Bendigo	0.00%	Ongoing
DC: ATM Float	19,220			19,220	ATM Cash Float	Nil	On Hand
Bonds & Deposits Held in Municipal Bank			3,188	3,188	Bendigo	0.00%	Ongoing
Term Deposits							
Cash at Bank Reserve Funds		1,163,802		1,163,802	Bendigo	0.10%	30/06/21
Investments							
Total	1,205,521	1,163,802	3,188	2,372,511			

SIGNIFICANT ACCOUNTING POLICIES

Cash and cash equivalents include cash on hand, cash at bank, deposits available on demand with banks and other short term highly liquid investments that are readily convertible to known amounts of cash and which are subject to an insignificant risk of changes in value and bank overdrafts. Bank overdrafts are reported as short term borrowings in current liabilities in the statement of financial position.

KEY INFORMATION

Cash and cash equivalents include cash on hand, cash at bank, deposits available on demand with banks and other short term highly liquid investments that are readily convertible to known amounts of cash and which are subject to an insignificant risk of changes in value and bank overdrafts. Bank overdrafts are reported as short term borrowings in current liabilities in the statement of financial position.



Total Cash

\$2.37 M

Unrestricted

\$1.16 M

SHIRE OF MT MARSHALL

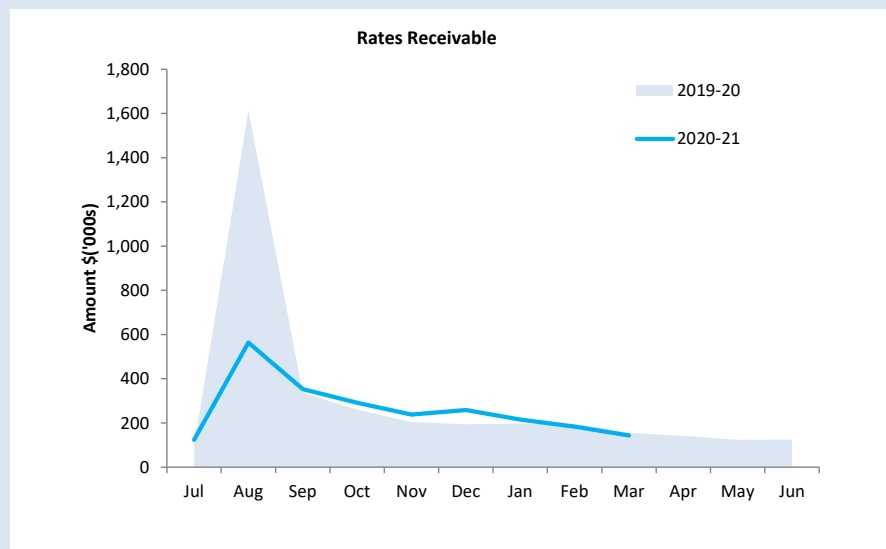
NOTES TO THE STATEMENT OF FINANCIAL ACTIVITY FOR THE PERIOD ENDED 31 MARCH 2021

OPERATING ACTIVITIES NOTE 3 RECEIVABLES

Receivables - Rates & Rubbish	30 June 2020	31 Mar 21
	\$	\$
Opening Arrears Previous Years	103,768	124,969
Levied this year	1,513,288	1,500,693
Less Collections to date	(1,492,086)	(1,482,628)
Equals Current Outstanding	124,969	143,034
Net Rates Collectable	124,969	143,034
% Collected	92.27%	91.20%

KEY INFORMATION

Trade and other receivables include amounts due from ratepayers for unpaid rates and service charges and other amounts due from third parties for goods sold and services performed in the ordinary course of business.

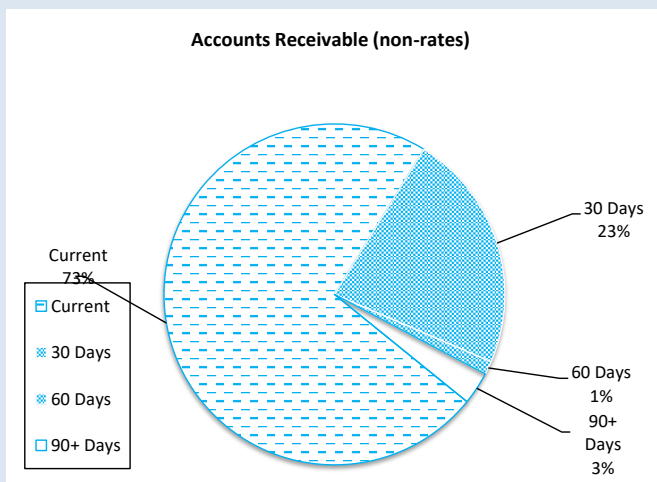


Collected	Rates Due
91%	\$143,034

Receivables - General	Current	30 Days	60 Days	90+ Days	Total
	\$	\$	\$	\$	\$
Receivables - General	30,505	9,478	525	1,300	41,807
Percentage	73%	23%	1%	3%	
Balance per Trial Balance					
Sundry Debtors					41,807
Receivables - Other					45,561
Total Receivables General Outstanding					87,368
Amounts shown above include GST (where applicable)					

SIGNIFICANT ACCOUNTING POLICIES

Trade and other receivables include amounts due from ratepayers for unpaid rates and service charges and other amounts due from third parties for goods sold and services performed in the ordinary course of business. Receivables expected to be collected within 12 months of the end of the reporting period are classified as current assets. All other receivables are classified as non-current assets. Collectability of trade and other receivables is reviewed on an ongoing basis. Debts that are known to be uncollectible are written off when identified. An allowance for doubtful debts is raised when there is objective evidence that they will not be collectible.



Debtors Due
\$87,368
Over 30 Days
27%
Over 90 Days
3%

	Opening Balance 1 Jul 2020	Asset Increase	Asset Reduction	Closing Balance 31 Mar 2021
Other Current Assets	\$	\$	\$	\$
Other Financial Assets at Amortised Cost				
Financial assets at amortised cost - self supporting loans	9,524	0	(4,717)	4,807
Inventory				
Fuel, Visitor and Rec Centres stock on hand	14,385	19,126	0	33,511
Accrued income and prepayments				
Accrued income and prepayments	5,476	0	(5,476)	0
Contract assets				
Contract assets	0	0	0	0
Total Other Current assets				38,318
Amounts shown above include GST (where applicable)				

KEY INFORMATION

Other financial assets at amortised cost

The Shire classifies financial assets at amortised cost if both of the following criteria are met:

- the asset is held within a business model whose objective is to collect the contractual cashflows, and
- the contractual terms give rise to cash flows that are solely payments of principal and interest.

Inventory

Inventories are measured at the lower of cost and net realisable value.

Net realisable value is the estimated selling price in the ordinary course of business less the estimated costs of completion and the estimated costs necessary to make the sale.

Land held for resale

Land held for development and resale is valued at the lower of cost and net realisable value. Cost includes the cost of acquisition, development, borrowing costs and holding costs until completion of development. Borrowing costs and holding charges incurred after development is completed are expensed.

Gains and losses are recognised in profit or loss at the time of signing an unconditional contract of sale if significant risks and rewards, and effective control over the land, are passed onto the buyer at this point.

Land held for resale is classified as current except where it is held as non-current based on the Council's intentions to release for sale.

CONTRACT ASSETS

A contract asset is the right to consideration in exchange for goods or services the entity has transferred to a customer when that right is conditioned on something other than the passage of time.

SHIRE OF MT MARSHALL
NOTES TO THE STATEMENT OF FINANCIAL ACTIVITY
FOR THE PERIOD ENDED 31 MARCH 2021

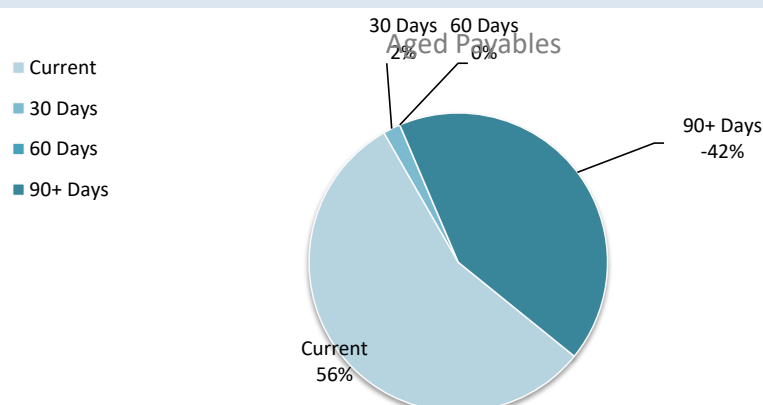
OPERATING ACTIVITIES
NOTE 5
Payables

Payables - General	Current	30 Days	60 Days	90+ Days	Total
	\$	\$	\$	\$	\$
Payables (Sundry Creditors) - General	3,252	110	0	(2,459)	903
Percentage	360.2%	12.2%	0%	-272.3%	
Balance per Trial Balance					
Sundry creditors - General					112,958
Other creditors					3,990
Accrued salaries and wages					418
ATO liabilities					68,323
Other accruals/payables					7,643
Total Payables General Outstanding					193,331

Amounts shown above include GST (where applicable)

KEY INFORMATION

Trade and other payables represent liabilities for goods and services provided to the Shire that are unpaid and arise when the Shire becomes obliged to make future payments in respect of the purchase of these goods and services. The amounts are unsecured, are recognised as a current liability and are normally paid within 30 days of recognition.



Creditors Due

\$193,331

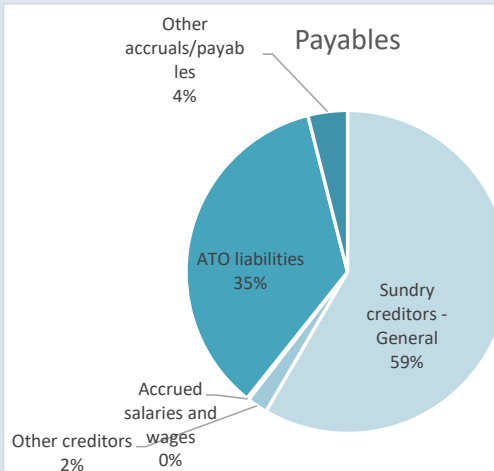
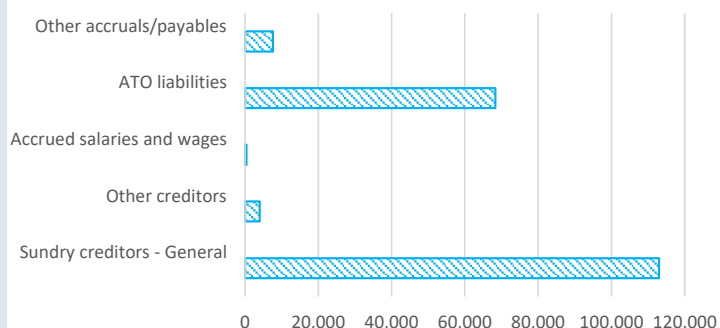
Over 30 Days

-260%

Over 90 Days

-272.3%

Payables



SHIRE OF MT MARSHALL

NOTES TO THE STATEMENT OF FINANCIAL ACTIVITY

FOR THE PERIOD ENDED 31 MARCH 2021

OPERATING ACTIVITIES

NOTE 6

RATE REVENUE

RATE TYPE	Budget							YTD Actual			
	Rate in	Number of Properties	Rateable Value	Rate Revenue	Interim Rate	Back Rate	Total Revenue	Rate Revenue	Interim Rates	Back Rates	Total Revenue
	\$			\$	\$	\$	\$	\$	\$	\$	\$
General Rate											
GRV	0.133328	106	569,520	75,933	0	0	75,933	75,933	922	0	76,855
UV	0.018350	311	74,587,587	1,368,682	0	0	1,368,682	1,368,682	(803)	(23,176)	1,344,703
Mining	0.018350	1	47,718	876	0	0	876	876	697	0	1,572
Sub-Totals		418	75,204,825	1,445,491	0	0	1,445,491	1,445,491	816	(23,176)	1,423,130
Minimum Rate	Minimum										
	\$										
GRV	416	38	28,033	15,808	0	0	15,808	15,808	0	0	15,808
UV	416	24	164,160	9,984	0	0	9,984	9,984	0	0	9,984
Mining	416	11	45,907	4,576	0	0	4,576	4,576	0	0	4,576
Sub-Totals		73	238,100	30,368	0	0	30,368	30,368	0	0	30,368
		491	75,442,925	1,475,859	0	0	1,475,859	1,475,859	816	(23,176)	1,453,498
Discounts							(53,300)				(54,098)
Rates Written Off							(700)				(1,484)
Amount from General Rates							1,421,859				1,397,916
Ex-Gratia Rates							17,200				16,772
Movement in Excess Rates							0				0
Specified Area Rates							35,449				37,706
Total Rates							1,474,508				1,452,394

SHIRE OF MT MARSHALL

NOTES TO THE STATEMENT OF FINANCIAL ACTIVITY

FOR THE PERIOD ENDED 31 MARCH 2021

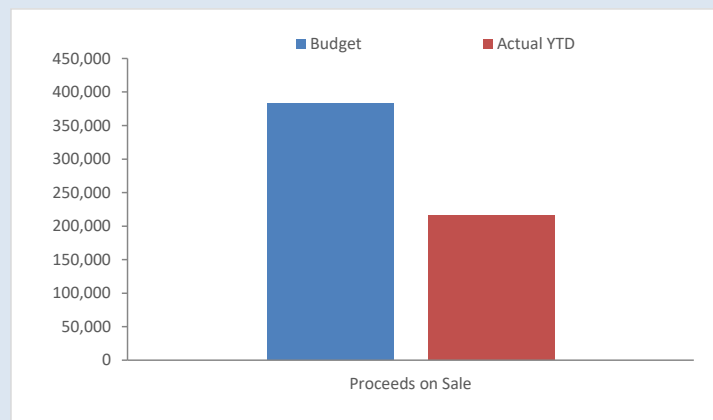
OPERATING ACTIVITIES

NOTE 7

DISPOSAL OF ASSETS

Asset Number	Asset Description	Amended Budget				YTD Actual			
		Net Book Value	Proceeds	Profit	(Loss)	Net Book Value	Proceeds	Profit	(Loss)
		\$	\$	\$	\$	\$	\$	\$	\$
Plant and Equipment									
P14005	Volvo L90F Wheel Loader With Rhino Bt MM5150	80,000	80,000			85,124	113,636	28,513	
MM3330	22M3 Tri-Axle Side Tipping Trailer MM3330	20,000	20,000						
P12062	2008 Hino Fs1Elkd T/A Tip Truck MM5035	40,000	40,000						
P12042	2004 Hino Ranger Primemover MM3900	29,000	29,000						
P11046	Toro Z580D Ride On Mower	25,000	25,000						
P12107	2014 Mitsubishi Triton Utility With Tippi MM286	10,000	10,000			11,539	15,609	4,071	
P12092	2013 Mitsubishi Triton Glx 4X2 (Mm254 MM254	10,000	10,000			10,407	7,273		(3,134)
P12104	Mitsubishi Mn Triton 4X2X Gl (Mm5185 MM5185	10,000	10,000			11,065	8,182		(2,883)
0011	Mitsubishi Triton Glx 4X2 Diesel	10,000	10,000			16,106	10,909		(5,197)
P059	Suzuki Apv - Cleaner MM5183	6,000	6,000			9,681	9,000		(681)
0039	New Health Toyota Fortuner 2019	30,000	30,000			40,632	0		(40,632)
0037	Toyota Prado 2019	48,000	47,000		(1,000)	50,727	51,364	636	
0040	2019 Toyota Landcruiser 200 Glx Mm00	67,000	66,000		(1,000)				
		385,000	383,000	0	(2,000)	235,279	215,973	33,220	(52,526)

KEY INFORMATION



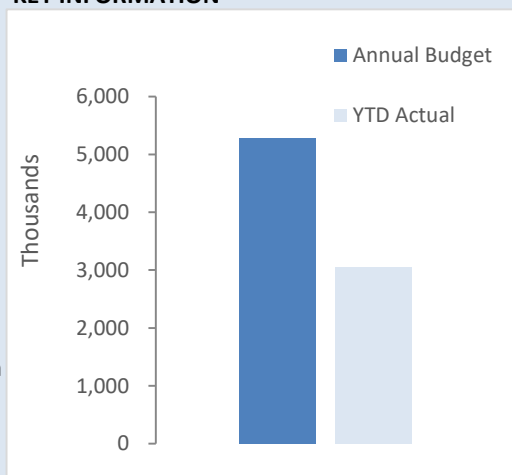
Proceeds on Sale		
Budget	YTD Actual	%
\$383,000	\$215,973	56%

Capital Acquisitions	Adopted		Amended		YTD Budget Variance
	Annual Budget	YTD Budget	Annual Budget	YTD Actual Total	
	\$	\$	\$	\$	\$
Land Held for Resale	0	0	0	0	0
Land and Buildings	2,438,696	2,115,431	2,438,696	1,603,597	(511,834)
Plant and Equipment	600,000	450,000	600,000	249,155	(200,845)
Motor Vehicles	263,000	230,497	263,000	152,573	(77,924)
Furniture and Equipment	0	0	0	0	0
Infrastructure Assets - Roads	1,752,211	1,313,829	1,752,211	1,001,957	(311,872)
Infrastructure Assets - Footpaths	20,000	15,003	20,000	0	(15,003)
Infrastructure Assets - Parks & Ovals	190,000	142,497	190,000	30,203	(112,294)
Infrastructure Assets - Playground Equipmen	0	0	0	0	0
Infrastructure Assets - Airports	25,000	18,747	25,000	19,335	588
Infrastructure Assets - Other	0	0	0	0	0
Capital Expenditure Totals	5,288,907	4,286,004	5,288,907	3,056,819	(1,229,185)
Capital acquisitions funded by:					
	\$	\$	\$	\$	\$
Capital Grants and Contributions	1,811,913	1,421,375	1,811,913	798,423	(622,952)
Borrowings	450,000	337,491	450,000	0	(337,491)
Other (Disposals & C/Fwd)	383,000	315,500	383,000	215,973	(99,527)
Council contribution - Cash Backed Reserves					
Various Reserves		614,988	819,996	300,000	(314,988)
Council contribution - operations		1,596,650	1,823,998	1,742,423	145,773
Capital Funding Total		4,286,004	5,288,907	3,056,819	(1,229,185)

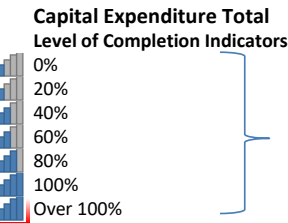
SIGNIFICANT ACCOUNTING POLICIES

All assets are initially recognised at cost. Cost is determined as the fair value of the assets given as consideration plus costs incidental to the acquisition. For assets acquired at no cost or for nominal consideration, cost is determined as fair value at the date of acquisition. The cost of non-current assets constructed by the local government includes the cost of all materials used in the construction, direct labour on the project and an appropriate proportion of variable and fixed overhead. Certain asset classes may be revalued on a regular basis such that the carrying values are not materially different from fair value. Assets carried at fair value are to be revalued with sufficient regularity to ensure the carrying amount does not differ materially from that determined using fair value at reporting date.

KEY INFORMATION











































Acquisitions	Annual Budget	YTD Actual	% Spent
	\$5.29 M	\$3.06 M	58%
Capital Grant	Annual Budget	YTD Actual	% Received
	\$1.81 M	\$0.8 M	44%

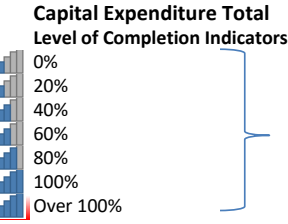


Percentage YTD Actual to Annual Budget
Expenditure over budget highlighted in red.

% of
Completion

Level of completion indicator, please see table at the top of this note for further detail.

Level of completion indicator, please see table at the top of this note for further detail.					Adopted		Amended					
				Account Number	Balance Sheet Category	Job Number	Annual Budget	Annual Budget	YTD Budget	Total YTD	Variance (Under)/Over	
Assets												
							\$	\$	\$	\$	\$	
Buildings												
Other Health												
0.76		Lot 15 Lindsay St, Beacon - Capital Expenditure			0763002	9233	8576	(25,000)	(25,000)	(18,747)	(18,880)	(133)
Total - Other Health								(25,000)	(25,000)	(18,747)	(18,880)	(133)
Education & Welfare												
1.32		Purchase Land & Buildings - Welfare Aged			0823041	9233		(8,000)	(8,000)	(8,000)	(10,529)	(2,529)
Total - Education & Welfare								(8,000)	(8,000)	(8,000)	(10,529)	(2,529)
Housing												
0.00		Lot 5 Hammond Street, Bencubbin - Capital Expenditure			0913041	9233	8244	(15,000)	(15,000)	(11,250)	0	11,250
0.77		Lot 161 Brown Street, Bencubbin Capital Works			0913041	9233	8509	(7,000)	(7,000)	(5,247)	(5,358)	(111)
0.00		Lot 248 Brown Street Bencubbin Capital Works			0913041	9233	8567	(6,000)	(6,000)	(4,500)	0	4,500
0.00		Lot 247 Brown St, Bencubbin - Capital Expenditure			0913041	9233	8570	(10,000)	(10,000)	(7,497)	0	7,497
0.66		Lot 156 Brown St, Bencubbin - Capital Expenditure			0913041	9233	8571	(40,000)	(40,000)	(29,997)	(26,263)	3,735
0.67		Lot 6 Hammond Street, Bencubbin - Capital Expenditure			0913041	9233	8574	(15,000)	(15,000)	(11,250)	(10,059)	1,191
0.00		Lot 178 Hammond St, Bencubbin - Capital Expenditure			0913041	9233	8577	(410,000)	(410,000)	(307,494)	0	307,494
0.00		Unit 97A Monger Street, Bencubbin - Capital Expenditure			0933041	9233	8569	(20,000)	(20,000)	(14,994)	0	14,994
0.00		Lot 101 Broadbent St, Beacon - Capital Expenditure			0933041	9233	8572	(18,000)	(18,000)	(13,500)	0	13,500
0.00		Lot 86 Dunne St, Beacon - Capital Expenditure			0933041	9233	8573	(6,000)	(6,000)	(4,500)	0	4,500
0.53		Lot 30 Rowlands St, Beacon - Capital Expenditure			0933041	9233	8575	(7,000)	(7,000)	(5,247)	(3,731)	1,516
Total - Housing								(554,000)	(554,000)	(415,476)	(45,411)	370,065
Community Amenities												
0.14		Cemetery & Memorial Works			1043001	9233	8549	(61,000)	(61,000)	(45,747)	(8,471)	37,276
Total - Community Amenities								(61,000)	(61,000)	(45,747)	(8,471)	37,276
Recreation And Culture												
1.09		Bencubbin Hall Capital Works			1113041	9233	8196	(10,000)	(10,000)	(7,497)	(10,947)	(3,450)
0.12		Beacon Hall/Community Centre Capital Expenditure			1113041	9233	8198	(58,500)	(58,500)	(43,875)	(7,082)	36,793
0.64		Bencubbin Community Recreation Centre Capital Expenditure			1193041	9233	8275	(101,100)	(101,100)	(75,798)	(64,454)	11,344
1.39		Bencubbin Bowling Green Capital Expenditure			1193041	9233	8455	(130,000)	(130,000)	(97,497)	(180,854)	(83,357)
0.00		Beacon Bowling Green Capital Expenditure			1193041	9233	8459	(130,000)	(130,000)	(97,497)	0	97,497
0.59		Beacon Recreation Centre Capital Expenditure			1193041	9233	8559	(67,100)	(67,100)	(50,319)	(39,306)	11,013
0.20		Wialki Golf Club Capital Expenditure			1193041	9233	9997	(10,000)	(10,000)	(7,497)	(2,007)	5,490
1.00		Swimming Pool Redevelopment			1123050	9233	8188	(1,130,996)	(1,130,996)	(1,130,996)	(1,130,745)	251
1.00		SWIMMING POOL STORAGE SHED			1123050	9233	8247	0	0	0	(76,839)	(76,839)
0.00		Sturt Pea House Improvements			1113044	9233		(20,000)	(20,000)	(14,994)	0	14,994
Total - Recreation And Culture								(1,657,696)	(1,657,696)	(1,525,970)	(1,512,234)	13,736
Economic Services												
0.00		Sandalwood Shops Capital Expenditure			1353041	9233	8193	(20,000)	(20,000)	(14,994)	0	14,994
0.41		Bencubbin Community Resource Centre Capital Expenditure			1353041	9233	8351	(7,000)	(7,000)	(5,247)	(2,840)	2,407
0.00		Set Up Workers Camp Bencubbin			1379000	9233	8538	(7,000)	(7,000)	(7,000)	0	7,000
0.12		Beacon Workers Camp - Capital Expenditure			1389000	9233		(45,000)	(45,000)	(33,750)	(5,232)	28,518
Total - Economic Services								(79,000)	(79,000)	(60,991)	(8,072)	52,919
Other Property & Services												
0.00		Purchase Land and Buildings - Eng			1433001	9233		(54,000)	(54,000)	(40,500)	0	40,500
0.00		Total - Other Property & Services						(54,000)	(54,000)	(40,500)	0	40,500
0.66		Total - Buildings						(2,438,696)	(2,438,696)	(2,115,431)	(1,603,597)	511,834
Plant & Equipment												
Transport												
0.42		Plant Purchases			1223041	9239		(600,000)	(600,000)	(450,000)	(249,155)	200,845
0.00								0	0	0	0	0
Total - Transport								(600,000)	(600,000)	(450,000)	(249,155)	200,845
0.42		Total - Plant & Equipment						(600,000)	(600,000)	(450,000)	(249,155)	200,845
Motor Vehicles												
Governance												
0.44		Purchase Vehicle - Admin			0423031	9237		(133,000)	(133,000)	(133,000)	(58,682)	74,318
Total - Governance								(133,000)	(133,000)	(133,000)	(58,682)	74,318
Other Health												
0.00		NEW Health Purchase of Motor Vehicle			0773001	9237		(45,000)	(45,000)	(33,750)	0	33,750
Total - Other Health								(45,000)	(45,000)	(33,750)	0	33,750
Transport												
1.10		Motor Vehicle Purchases			1223042	9237		(85,000)	(85,000)	(63,747)	(93,891)	(30,144)
Total - Transport								(85,000)	(85,000)	(63,747)	(93,891)	(30,144)
0.58		Total - Motor Vehicles						(263,000)	(263,000)	(230,497)	(152,573)	77,924
Infrastructure - Roads												
Transport												
1.00		Bencubbin Railway Dam			1223011	9243	8015	0	0	0	(310)	(310)
1.00		Monger Street SLK 0.00 to 0.860 Reseal (R2R4)			1223021	9243	8536	0	0	0	(3)	(3)



Percentage YTD Actual to Annual Budget
Expenditure over budget highlighted in red.

% of Completion	Level of completion indicator, please see table at the top of this note for further detail.				Adopted		Amended			
			Account Number	Balance Sheet Category	Job Number	Annual Budget	Annual Budget	YTD Budget	Total YTD	Variance (Under)/Over
	Assets									
						\$	\$	\$	\$	\$
1.00	<div><div></div></div>	Bencubbin Beacon/Burakin Wialki Intersection	1223021	9243	R2R017	0	0	0	(1,453)	(1,453)
0.80	<div><div></div></div>	Welbungin Wialki Rd SLK 39.83 - 41.54	1223021	9243	R2R047	(140,838)	(140,838)	(105,615)	(112,299)	(6,684)
0.01	<div><div></div></div>	Gabbin Cleary Rd SLK 8.73 - 10.83	1223021	9243	R2R048	(61,623)	(61,623)	(46,188)	(585)	45,603
0.00	<div><div></div></div>	Gabbin Cleary Rd SLK 12.41 - 14.02	1223021	9243	R2R049	(47,400)	(47,400)	(35,532)	0	35,532
1.02	<div><div></div></div>	Andrews Tank Rd SLK 21.47 - 22.70	1223021	9243	R2R050	(41,100)	(41,100)	(30,798)	(41,836)	(11,038)
0.08	<div><div></div></div>	Mandiga Marindo Rd SLK 19.22 - 21.62	1223021	9243	R2R051	(64,000)	(64,000)	(47,979)	(4,905)	43,074
0.81	<div><div></div></div>	Gillett Rd SLK 36.26 - 39.03	1223021	9243	R2R052	(88,000)	(88,000)	(65,970)	(71,656)	(5,686)
0.01	<div><div></div></div>	Hiscox Rd SLK 0.00 - 3.00	1223021	9243	R2R053	(76,300)	(76,300)	(57,213)	(499)	56,714
0.15	<div><div></div></div>	Job Rd SLK 9.60 - 11.76	1223021	9243	R2R054	(54,000)	(54,000)	(40,473)	(8,210)	32,263
1.00	<div><div></div></div>	Ingleton Rd SLK 4.40 - 14.60	1223031	9243	RRG010	0	0	0	(100)	(100)
0.77	<div><div></div></div>	Koorda Bullfinch Rd SLK 19.29 - 22.61	1223031	9243	RRG013	(365,200)	(365,200)	(273,870)	(279,786)	(5,916)
0.81	<div><div></div></div>	Bencubbin Beacon Rd SLK 17.91 - 20.44, 20.81 - 21.85, 31.64 - 32.90	1223031	9243	RRG014	(154,080)	(154,080)	(115,560)	(125,352)	(9,792)
0.75	<div><div></div></div>	Burakin Wialki Rd SLK 21.43 - 22.17	1223031	9243	RRG015	(32,100)	(32,100)	(24,075)	(23,926)	149
0.49	<div><div></div></div>	Burakin Wialki Rd SLK 42.55 - 53.55	1223031	9243	RRG016	(31,270)	(31,270)	(23,445)	(15,409)	8,036
0.94	<div><div></div></div>	Scotsmans Rd SLK 23.09 - 25.11	1223031	9243	RRG017	(222,200)	(222,200)	(166,617)	(208,244)	(41,627)
1.00	<div><div></div></div>	Burakin Wialki Rd SLK 4.90 - 6.03	1223051	9243	RCC023	0	0	0	(6,701)	(6,701)
1.00	<div><div></div></div>	Bimbijy Rd SLK 0.20 - 0.94	1223051	9243	RCC024	0	0	0	(26,668)	(26,668)
1.00	<div><div></div></div>	Burakin Wialki Rd SLK 6.12 - 8.49	1223051	9243	RCC025	0	0	0	(6,135)	(6,135)
1.00	<div><div></div></div>	Brown St SLK 0.38 - 0.72	1223051	9243	RCC028	0	0	0	(28,778)	(28,778)
1.00	<div><div></div></div>	Mandiga Marindo Rd SLK 36.00 - 38.00	1223051	9243	RCC029	0	0	0	(16,537)	(16,537)
1.00	<div><div></div></div>	Bencubbin Kununoppin Rd SLK 8.20 - 9.36	1223051	9243	RCC030	0	0	0	(22,564)	(22,564)
0.00	<div><div></div></div>	Gabbin Cleary Rd SLK 3.25 - 3.79	1223051	9243	RCC033	(14,000)	(14,000)	(10,494)	0	10,494
0.00	<div><div></div></div>	Maroubra Rd SLK 9.19 - 11.14	1223051	9243	RCC034	(45,000)	(45,000)	(33,750)	0	33,750
0.00	<div><div></div></div>	Wialki North East Rd SLK 0.00 - 3.46	1223051	9243	RCC035	(83,000)	(83,000)	(62,244)	0	62,244
0.00	<div><div></div></div>	Beacon Back Rd SLK 0.00 - 1.23	1223051	9243	RCC036	(30,000)	(30,000)	(22,482)	0	22,482
0.00	<div><div></div></div>	Perry Rd SLK 2.18 - 2.62	1223051	9243	RCC037	(20,000)	(20,000)	(14,976)	0	14,976
0.00	<div><div></div></div>	Calderwood Drive SLK 0.00 - 1.14	1223051	9243	RCC038	(38,100)	(38,100)	(28,575)	0	28,575
0.00	<div><div></div></div>	Medlin St	1223051	9243	RCC039	(15,000)	(15,000)	(11,250)	0	11,250
0.00	<div><div></div></div>	Cook St SLK 0.00 - 0.95	1223051	9243	RCC040	(32,000)	(32,000)	(23,994)	0	23,994
0.00	<div><div></div></div>	Dalgouring Snake Soak Rd SLK 2.05 - 3.00	1223051	9243	RCC041	(97,000)	(97,000)	(72,729)	0	72,729
Total - Transport						(1,752,211)	(1,752,211)	(1,313,829)	(1,001,957)	311,872
0.57	<div><div></div></div>	Total - Infrastructure - Roads				(1,752,211)	(1,752,211)	(1,313,829)	(1,001,957)	311,872
Infrastructure - Footpaths										
Transport										
0.00	<div><div></div></div>	Footpaths Construction	1223055	9245	8552	(20,000)	(20,000)	(15,003)	0	15,003
Total - Transport						(20,000)	(20,000)	(15,003)	0	15,003
0.00	<div><div></div></div>	Total - Infrastructure - Footpaths				(20,000)	(20,000)	(15,003)	0	15,003
Infrastructure - Parks & Ovals										
Recreation & Culture										
0.26	<div><div></div></div>	Waddouring Dam	1183050	9249	PC001	(115,000)	(115,000)	(86,247)	(30,203)	56,044
0.00	<div><div></div></div>	Beacon Rock Reserve	1183050	9249	PC002	(30,000)	(30,000)	(22,500)	0	22,500
0.00	<div><div></div></div>	Bencubbin Gazebo Area	1183050	9249	PC003	(45,000)	(45,000)	(33,750)	0	33,750
Total - Recreation & Culture						(190,000)	(190,000)	(142,497)	(30,203)	112,294
0.16	<div><div></div></div>	Total - Infrastructure - Parks & Ovals				(190,000)	(190,000)	(142,497)	(30,203)	112,294
Infrastructure - Other										
Transport										
0.77	<div><div></div></div>	Beacon Airstrip Upgrade	1253001	9259		(25,000)	(25,000)	(18,747)	(19,335)	(588)
Total - Transport						(25,000)	(25,000)	(18,747)	(19,335)	(588)
0.77	<div><div></div></div>	Total - Infrastructure - Other				(25,000)	(25,000)	(18,747)	(19,335)	(588)
0.58	<div><div></div></div>	Grand Total				(5,288,907)	(5,025,907)	(4,055,507)	(2,904,246)	1,151,261

(a) Information on Loan Debenture Borrowings

Particulars/Purpose	01 Jul 2020	New Loans			Principal Repayments			Principal Outstanding			Interest & Guarantee Fee Repayments		
		Actual	Amended Budget	Adopted Budget	Actual	Amended Budget	Adopted Budget	Actual	Amended Budget	Adopted Budget	Actual	Amended Budget	Adopted Budget
		\$	\$	\$	\$	\$	\$	\$	\$	\$	\$	\$	\$
Housing													
Loan 124 - Staff House	0	0	410,000	410,000	0	0	0	0	410,000	410,000	0	0	0
Recreation and Culture													
Loan 120 - Bencubbin Multipurpose Complex Redevelopm	386,768.20	0	0	0	8,161	16,480	16,480	378,607	370,288	370,288	4,841	14,733	14,733
Loan 121 - Bencubbin Multipurpose Complex Redevelopm	439,249.21	0	0	0	9,269	18,716	18,716	429,980	420,533	420,533	5,498	16,733	16,733
Loan 123 - Aquatic Centre	0.00	0	40,000	40,000	0	0	0	0	40,000	40,000	0	0	0
	826,017.41	0	450,000	450,000	17,430	35,196	35,196	808,587	1,240,821	1,240,821	10,340	31,466	31,466
Self supporting loans													
Recreation and Culture													
Loan 122 - Bencubbin Multipurpose Complex Redevelopm	223,513.73	0	0	0	4,717	9,524	9,524	218,797	213,990	213,990	2,798	8,514	8,514
	223,513.73	0	0	0	4,717	9,524	9,524	218,797	213,990	213,990	2,798	8,514	8,514
Total	1,049,531.14	0	450,000	450,000	22,147	44,720	44,720	1,027,384	1,454,811	1,454,811	13,138	39,981	39,981
Current loan borrowings	44,720.09							22,573					
Non-current loan borrowings	1,004,811.05							1,004,811					
	1,049,531.14							1,027,384					

All debenture repayments were financed by general purpose revenue except the Self Supporting Loan.

(b) Information on Financing

Particulars/Purpose	01 Jul 2020	New Financing			Lease Financing Principal Repayments			Lease Financing Principal Outstanding			Lease Financing Interest Repayments		
		Actual	Amended Budget	Adopted Budget	Actual	Amended Budget	Adopted Budget	Actual	Amended Budget	Adopted Budget	Actual	Amended Budget	Adopted Budget
		\$	\$	\$	\$	\$	\$	\$	\$	\$	\$	\$	\$
Governance													
Lease 1 - Fuji Xerox Docucentre	8,330	0	0	0	1,839	2,221	2,221	6,491	6,110	6,110	95	124	124
Community Amenities													
Lease 2 - Bencubbin Landfill Site	44,612	0	0	0	0	4,156	4,156	44,612	40,456	40,456	0	944	944
Lease 2 - Beacon Landfill Site	44,612	0	0	0	0	4,156	4,156	44,612	40,456	40,456	0	944	944
	97,554	0	0	0	1,839	10,533	10,533	95,715	87,021	87,021	95	2,012	2,012
Total	97,554	0	0	0	1,839	10,533	10,533	95,715	87,021	87,021	95	2,012	2,012
Current financing borrowings	10,533							8,694					
Non-current financing borrowings	87,021							87,021					
	97,554							95,715					

SHIRE OF MT MARSHALL
NOTES TO THE STATEMENT OF FINANCIAL ACTIVITY
FOR THE PERIOD ENDED 31 MARCH 2021

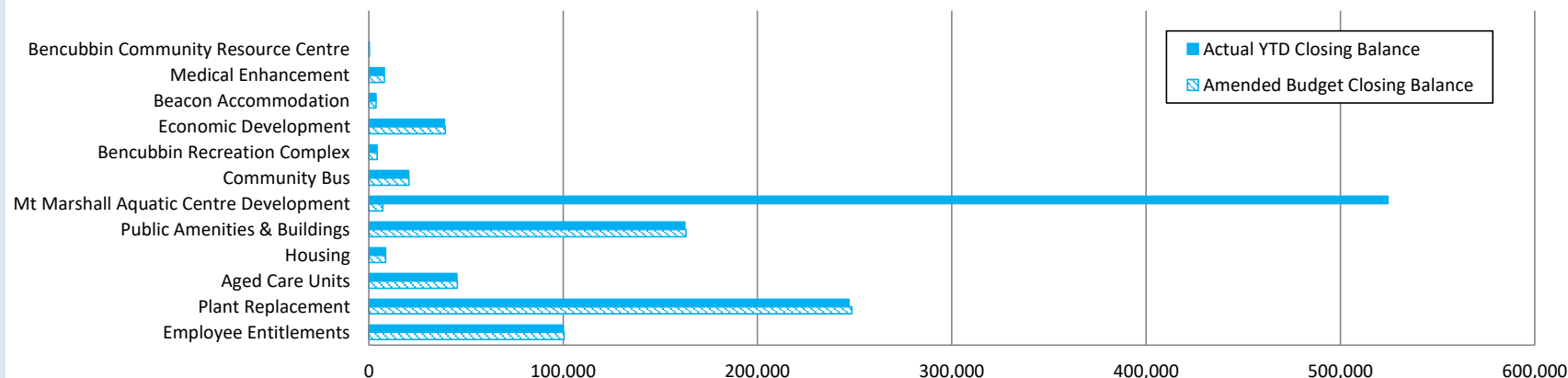
OPERATING ACTIVITIES
NOTE 10
CASH BACKED RESEVES

Cash Backed Reserve

Reserve Name	Opening Balance	Amended Budget Interest Earned	Actual Interest Earned	Amended Budget Transfers In (+)	Actual Transfers In (+)	Amended Budget Transfers Out (-)	Actual Transfers Out (-)	Amended Budget Closing Balance	Actual YTD Closing Balance
	\$	\$	\$	\$	\$	\$	\$	\$	\$
Employee Entitlements	99,615	747	398	0	0	0	0	100,362	100,014
Plant Replacement	353,280	2,650	1,199	0	0	(107,400)	(107,400)	248,530	247,080
Aged Care Units	45,170	339	181	0	0	0	0	45,509	45,351
Housing	8,531	64	34	0	0	0	0	8,595	8,566
Public Amenities & Buildings	161,939	1,215	648	0	0	0	0	163,154	162,587
Mt Marshall Aquatic Centre Development	674,642	5,060	2,396	0	0	(672,596)	(152,600)	7,106	524,438
Community Bus	20,468	154	82	0	0	0	0	20,621	20,550
Bencubbin Recreation Complex	4,252	32	17	0	0	0	0	4,284	4,269
Economic Development	78,720	590	236	0	0	(40,000)	(40,000)	39,311	38,956
Beacon Accommodation	3,703	28	15	0	0	0	0	3,731	3,718
Medical Enhancement	7,946	60	32	0	0	0	0	8,006	7,978
Bencubbin Community Resource Centre	296	2	1	0	0	0	0	298	297
	1,458,563	10,939	5,238	0	0	(819,996)	(300,000)	649,507	1,163,802

KEY INFORMATION

Note 9 - Year To Date Reserve Balance to End of Year Estimate



SHIRE OF MT MARSHALL
NOTES TO THE STATEMENT OF FINANCIAL ACTIVITY
FOR THE PERIOD ENDED 31 MARCH 2021

OPERATING ACTIVITIES
NOTE 11
OTHER CURRENT LIABILITIES

Other Current Liabilities	Note	Opening Balance 1 Jul 2020	Liability Increase	Liability Reduction	Closing Balance 31 Mar 2021
		\$	\$	\$	\$
Contract Liabilities					
Unspent grants, contributions and reimbursements					
- operating	12	1,129	77,795	(60,366)	18,558
- non-operating	13	4,000	1,253,455	(798,423)	459,031
Total unspent grants, contributions and reimbursements		5,129	1,331,250	(858,790)	477,589
Provisions					
Annual leave		135,494	0	(4,575)	130,920
Long service leave		113,831	0	0	113,831
Total Provisions		249,325	0	(4,575)	244,751
Total Other Current Liabilities					722,340
Amounts shown above include GST (where applicable)					

KEY INFORMATION

PROVISIONS

Provisions are recognised when the Shire has a present legal or constructive obligation, as a result of past events, for which it is probable that an outflow of economic benefits will result and that outflow can be reliably measured.

Provisions are measured using the best estimate of the amounts required to settle the obligation at the end of the reporting period.

EMPLOYEE BENEFITS

Short-term employee benefits

Provision is made for the Shire's obligations for short-term employee benefits. Short-term employee benefits are benefits (other than termination benefits) that are expected to be settled wholly before 12 months after the end of the annual reporting period in which the employees render the related service, including wages, salaries and sick leave. Short-term employee benefits are measured at the (undiscounted) amounts expected to be paid when the obligation is settled.

The Shire's obligations for short-term employee benefits such as wages, salaries and sick leave are recognised as a part of current trade and other payables in the calculation of net current assets.

Other long-term employee benefits

The Shire's obligations for employees' annual leave and long service leave entitlements are recognised as provisions in the statement of financial position.

Long-term employee benefits are measured at the present value of the expected future payments to be made to employees. Expected future payments incorporate anticipated future wage and salary levels, durations of service and employee departures and are discounted at rates determined by reference to market yields at the end of the reporting period on government bonds that have maturity dates that approximate the terms of the obligations. Any remeasurements for changes in assumptions of obligations for other long-term employee benefits are recognised in profit or loss in the periods in which the changes occur. The Shire's obligations for long-term employee benefits are presented as non-current provisions in its statement of financial position, except where the Shire does not have an unconditional right to defer settlement for at least 12 months after the end of the reporting period, in which case the obligations are presented as current provisions.

SHIRE OF MT MARSHALL
NOTES TO THE STATEMENT OF FINANCIAL ACTIVITY
FOR THE PERIOD ENDED 31 MARCH 2021

NOTE 12
OPERATING GRANTS AND CONTRIBUTIONS

Provider	Unspent Operating Grant, Subsidies and Contributions Liability					Operating Grants, Subsidies and Contributions Revenue			
	Liability 1 Jul 2020	Increase in Liability	Liability Reduction (As revenue)	Liability 31 Mar 2021	Current Liability 31 Mar 2021	Adopted Budget Revenue	Amended Annual Budget	Amended YTD Budget	YTD Actual Revenue
	\$	\$	\$	\$	\$	\$	\$	\$	\$
Operating Grants and Subsidies									
General purpose funding									
Grants Commission - Roads (WALGGC)	0	0	0	0	0	400,000	400,000	300,000	295,677
Grants Commission - General (WALGGC)	0	0	0	0	0	770,000	770,000	577,500	550,925
Law, order, public safety									
DFES Grant - Operating Bush Fire Brigade	0	16,173	(16,173)	0	0	32,345	32,345	24,258	16,173
Dept of Communities Family Support Grant Income	0	41,194	(41,194)	0	0	41,194	41,194	30,897	41,194
Community amenities									
State NRM Grants - Combat Vegetation Decline	674	0	0	674	674	0	0	0	0
State NRM Grants - Community Stewardship	0	17,429	0	17,429	17,429	35,674	35,674	26,766	0
Recreation and culture									
NADC National Australia Day Income	0	3,000	(3,000)	0	0	0	0	0	3,000
Watch Around Water Grant Income	0	0	0	0	0	0	0	0	500
Transport									
Direct Grant (MRWA)	0	0	0	0	0	223,083	223,083	223,083	216,457
Economic services									
Scitech Starry Weekend Grant	455	0	0	455	455	0	0	0	0
	1,129	77,795	(60,366)	18,558	18,558	1,502,296	1,502,296	1,182,504	1,123,925
Operating Contributions									
Governance									
Community Event Contributions	0	0	0	0	0	2,000	2,000	1,494	1,000
	0	0	0	0	0	2,000	2,000	1,494	1,000
TOTALS	1,129	77,795	(60,366)	18,558	18,558	1,504,296	1,504,296	1,183,998	1,124,925

SHIRE OF MT MARSHALL

NOTES TO THE STATEMENT OF FINANCIAL ACTIVITY
FOR THE PERIOD ENDED 31 MARCH 2021

NOTE 13

NON-OPERATING GRANTS AND CONTRIBUTIONS

Provider	Unspent Non Operating Grants, Subsidies and Contributions Liability					Non Operating Grants, Subsidies and Contributions Revenue			
	Liability 1 Jul 2020	Increase in Liability	Liability Reduction (As revenue)	Liability 31 Mar 2021	Current Liability 31 Mar 2021	Adopted Budget Revenue	Amended Annual Budget	Amended YTD Budget	YTD Actual Revenue
	\$	\$	\$	\$	\$	\$	\$	\$	\$
Non-Operating Grants and Subsidies									
Community amenities									
DVA Grant - War Memorial Grant	4,000	0	0	4,000	4,000	4,000	4,000	3,006	0
Recreation and culture									
DLGSC CSRFF Swimming Pool Grant	0	122,161	(122,161)	0	0	122,161	122,161	122,161	122,161
LRCIP Aquatic Centre Income	0	27,273	(27,273)	0	0	113,000	113,000	84,762	27,273
LRCIP Waddouring Dam Income	0	68,182	(68,182)	0	0	75,000	75,000	56,259	68,182
LRCIP Bencubbin Community Recreation Centre Income	0	5,910	(5,910)	0	0	38,000	38,000	28,512	5,910
LRCIP Beacon Recreation Centre Income	0	31,818	(31,818)	0	0	62,000	62,000	46,512	31,818
LRCIP Bencubbin Bowling Green Income	0	136,364	(136,364)	0	0	130,000	130,000	97,506	136,364
LRCIP Beacon Bowling Green Income	0	0	0	0	0	130,000	130,000	97,506	0
Transport									
Welbungin Wialki Rd SLK 39.83 - 41.54 (R2R) Income	0	140,838	0	140,838	140,838	140,838	140,838	105,630	0
Gabbin Cleary Rd SLK 8.73 - 10.83 (R2R) Income	0	61,600	0	61,600	61,600	61,623	61,623	46,218	0
Gabbin Cleary Rd SLK 12.41 - 14.02 (R2R) Income	0	0	0	0	0	47,400	47,400	35,550	0
Andrews Tank Rd SLK 21.47 - 22.70 (R2R) Income	0	41,100	0	41,100	41,100	41,100	41,100	30,825	0
Mandiga Marindo Rd SLK 19.22 - 21.62 (R2R) Income	0	64,000	0	64,000	64,000	64,000	64,000	48,000	0
Gillett Rd SLK 36.26 - 39.03 (R2R) Income	0	88,000	0	88,000	88,000	88,000	88,000	66,000	0
Hiscox Rd SLK 0.00 - 3.00 (R2R) Income	0	0	0	0	0	76,300	76,300	57,225	0
Job Rd SLK 9.60 - 11.76 (R2R) Income	0	36,923	0	36,923	36,923	36,924	36,924	27,693	0
Koorda Bullfinch Rd SLK 19.29 - 22.61 (RRG) Income	0	194,774	(185,499)	9,274	9,274	243,467	243,467	194,774	185,499
Bencubbin Beacon Rd Various SLK's (RRG) Income	0	84,729	(83,568)	1,161	1,161	102,720	102,720	82,176	83,568
Burakin Wialki Rd SLK 21.43 - 22.17 (RRG) Income	0	16,590	(15,951)	639	639	21,400	21,400	17,120	15,951
Burakin Wialki Rd SLK 42.55 - 53.55 (RRG) Income	0	14,688	(10,273)	4,415	4,415	20,847	20,847	16,678	10,273
Scotsmans Rd SLK 23.09 - 25.11 (RRG) Income	0	118,506	(111,426)	7,080	7,080	148,133	148,133	118,506	111,426
LRCIP Beacon Airstrip Income	0	0	0	0	0	25,000	25,000	18,756	0
Economic services									
LRCIP Sandalwood Shops Income	0	0	0	0	0	20,000	20,000	20,000	0
	4,000	1,253,455	(798,423)	459,031	459,031	1,811,913	1,811,913	1,421,375	798,423
Total Non-operating grants, subsidies and contributions	4,000	1,253,455	(798,423)	459,031	459,031	1,811,913	1,811,913	1,421,375	798,423

SHIRE OF MT MARSHALL

NOTES TO THE STATEMENT OF FINANCIAL ACTIVITY
FOR THE PERIOD ENDED 31 MARCH 2021NOTE 14
BONDS & DEPOSITS AND TRUST FUNDS

In previous years, bonds and deposits were held as trust monies. They are still reported in this Note but also included in Restricted Cash - Bonds and Deposits and as a current liability in the books of Council.

Trust funds held at balance date over which the Shire has no control and which are not included in this statement are as follows:

Description	Opening Balance 01 Jul 2020	Amount Received	Amount Paid	Closing Balance 31 Mar 2021
	\$	\$	\$	\$
Restricted Cash - Bonds and Deposits				
Police Licensing	0.00	107,361.00	(107,242.03)	118.97
Aged Care Beautification	828.83	0.00	0.00	828.83
Unclaimed Monies	1,239.90	0.00	0.00	1,239.90
Tree Planting Nursery	1,000.00	0.00	0.00	1,000.00
Emergency Services Levy Payments	0.30	0.00	0.00	0.30
Sub-Total	3,069.03	107,361.00	(107,242.03)	3,188.00
Trust Funds				
Housing Bonds	11,800.00	440.00	(2,920.00)	9,320.00
Staff Social Club	2,113.63	1,728.90	(3,589.67)	252.86
Bonds Other	10,700.00	220.00	(50.00)	10,870.00
Sub-Total	24,613.63	2,388.90	(6,559.67)	20,442.86
	27,682.66	109,749.90	(113,801.70)	23,630.86

KEY INFORMATION

The material variance thresholds are adopted annually by Council as an indicator of whether the actual expenditure or revenue varies from the year to date budget materially.

The material variance adopted by Council for the 2020/21 year is \$10,000 and 10%.

Reporting Program	Var. \$	Var. %	Var. ▲▼	Significant Var. \$	Timing/ Permanent	Explanation of Variance
Revenue from operating activities	\$	%				
Health	(51,744)	(34%)	▼	\$	Timing	NEW Health to be wound up as at 31/12/20
Housing	15,749	17%	▲	\$	Permanent	Change in policy relating to recording of housing subsidy
Community Amenities	(42,246)	(28%)	▼	\$	Permanent	Bin Charges under budget due to removal of Shire properties
Transport	28,604	13%	▲	\$	Timing	Timing of grants
Economic Services	133,781	105%	▲	\$	Permanent	Caravan park and short term accommodation income higher than budgeted
Expenditure from operating activities						
Governance	52,564	16%	▲	\$	Timing	Audit fees budgeted for Sept - not yet paid
Health	52,641	21%	▲	\$	Timing	NEW Health to be wound up as at 31/12/20
Education and Welfare	57,042	20%	▲	\$	Permanent	CDO & Little Bees Salaries under budget
Community Amenities	40,675	17%	▲	\$	Timing	Landcare projects
Recreation and Culture	96,957	10%	▲	\$	Timing	Timing of expenditure
Other Property and Services	(231,829)	(785%)	▼	\$	Timing	PWO and POC
Investing Activities						
Non-operating Grants, Subsidies and Contributions	(622,952)	(44%)	▼	\$	Timing	Road grants received but cannot be recognised until road construction jobs completed
Proceeds from Disposal of Assets	(99,527)	(32%)	▼	\$	Permanent	Profit and loss unbudgeted
Land and Buildings	511,834	24%	▲	\$	Timing	Timing of projects
Plant and Equipment	200,845	45%	▲	\$	Timing	Timing of purchases
Infrastructure Assets - Roads	311,872	24%	▲	\$	Timing	Timing of construction works
Infrastructure Assets - Footpaths	15,003	100%	▲	\$	Timing	Timing of construction works
Infrastructure Assets - Parks & Ovals	112,294	79%	▲	\$	Timing	Timing of construction works
Financing Activities						
Proceeds from New Debentures	(337,491)	(100%)	▼	\$	Permanent	Borrowings not going ahead as house not being constructed
Repayment of Debentures	11,378	34%	▲	\$	Timing	
Transfer from Reserves	(314,988)	(51%)	▼	\$	Timing	Timing of transfers
Reporting Nature or Type	Var. \$	Var. %	Var. ▲▼	Significant Var. \$	Timing/ Permanent	Explanation of Variance
Revenue from operating activities						
Fees and Charges	128,032	31%	▲	\$	Permanent	Caravan Parks and Short Term accommodation higher than budgeted
Other Revenue	(34,084)	(15%)	▼	\$	Timing	NEW Health to be wound up as at 31/12/20
Profit on Disposal of Assets	33,220		▲	\$	Permanent	Unbudgeted
Gain FV Valuation of Assets	0					
Expenditure from operating activities						
Materials and Contracts	186,004	17%	▲	\$	Timing	Timing of projects
Interest Expenses	18,231	58%	▲	\$	Timing	Accrued interest as at 30 June 2020
Other Expenditure	(30,972)	(43%)	▼	\$	Timing	Timing of projects
Loss on Disposal of Assets	(51,032)	(3416%)	▼	\$	Timing	Unbudgeted



Your Ref : 200050 2644 Barbalin-Koon

Horizon Surveys
2/14 Jersey
JOLIMONT WA 6014

**Approval Subject To Condition(s)
Freehold (Green Title) Subdivision**

Application No : 159990

Planning and Development Act 2005

Applicant	:	Horizon Surveys 2/14 Jersey JOLIMONT WA 6014
Owner	:	Universal Enterprises Group Co Pty Ltd Suite 610, 7 Railway Street CHATSWOOD NSW 2067
Application Receipt	:	13 October 2020

Lot Number	:	2757
Diagram / Plan	:	150995
Location	:	-
C/T Volume/Folio	:	2157/10
Street Address	:	Lot 2757 Barbalin-Koonkoobing Road, Welbungin
Local Government	:	Shire of Mt Marshall

The Western Australian Planning Commission has considered the application referred to and is prepared to endorse a deposited plan in accordance with the plan date-stamped **13 October 2020** once the condition(s) set out have been fulfilled.

This decision is valid for **three years** from the date of this advice, which includes the lodgement of the deposited plan within this period.

The deposited plan for this approval and all required written advice confirming that the requirement(s) outlined in the condition(s) have been fulfilled must be submitted by **06 January 2024** or this approval no longer will remain valid.

140 William Street, Perth, Western Australia 6000, Locked Bag 2506 Perth, 6001
Tel: (08) 6551 8002; Fax: (08) 6551 9001; Infoline: 1800 626 477
e-mail: info@dplh.wa.gov.au; web address <http://www.dplh.wa.gov.au>
ABN 35 482 341 493



Reconsideration - 28 days

Under section 151(1) of the *Planning and Development Act 2005*, the applicant/owner may, within 28 days from the date of this decision, make a written request to the WAPC to reconsider any condition(s) imposed in its decision. One of the matters to which the WAPC will have regard in reconsideration of its decision is whether there is compelling evidence by way of additional information or justification from the applicant/owner to warrant a reconsideration of the decision. A request for reconsideration is to be submitted to the WAPC on a Form 3A with appropriate fees. An application for reconsideration may be submitted to the WAPC prior to submission of an application for review. Form 3A and a schedule of fees are available on the WAPC website: <http://www.planning.wa.gov.au>

Right to apply for a review - 28 days

Should the applicant/owner be aggrieved by this decision, there is a right to apply for a review under Part 14 section 251 of the *Planning and Development Act 2005*. The application for review must be submitted in accordance with part 2 of the *State Administrative Tribunal Rules 2004* and should be lodged within 28 days of the date of this decision to: the State Administrative Tribunal, Level 6, State Administrative Tribunal Building, 565 Hay Street, PERTH, WA 6000. It is recommended that you contact the tribunal for further details: telephone 9219 3111 or go to its website: <http://www.sat.justice.wa.gov.au>

Deposited plan

The deposited plan is to be submitted to the Western Australian Land Information Authority (Landgate) for certification. Once certified, Landgate will forward it to the WAPC. In addition, the applicant/owner is responsible for submission of a Form 1C with appropriate fees to the WAPC requesting endorsement of the deposited plan. A copy of the deposited plan with confirmation of submission to Landgate is to be submitted with all required written advice confirming compliance with any condition(s) from the nominated agency/authority or local government. Form 1C and a schedule of fees are available on the WAPC website: <http://www.planning.wa.gov.au>

Condition(s)

The WAPC is prepared to endorse a deposited plan in accordance with the plan submitted once the condition(s) set out have been fulfilled.

The condition(s) of this approval are to be fulfilled to the satisfaction of the WAPC.

The condition(s) must be fulfilled before submission of a copy of the deposited plan for endorsement.

The agency/authority or local government noted in brackets at the end of the condition(s) identify the body responsible for providing written advice confirming that the WAPC's requirement(s) outlined in the condition(s) have been fulfilled. The written advice of the agency/authority or local government is to be obtained by the applicant/owner. When the written advice of each identified agency/authority or local government has been obtained, it



should be submitted to the WAPC with a Form 1C and appropriate fees and a copy of the deposited plan.

If there is no agency/authority or local government noted in brackets at the end of the condition(s), a written request for confirmation that the requirement(s) outlined in the condition(s) have been fulfilled should be submitted to the WAPC, prior to lodgement of the deposited plan for endorsement.

Prior to the commencement of any subdivision works or the implementation of any condition(s) in any other way, the applicant/owner is to liaise with the nominated agency/authority or local government on the requirement(s) it considers necessary to fulfil the condition(s).

The applicant/owner is to make reasonable enquiry to the nominated agency/authority or local government to obtain confirmation that the requirement(s) of the condition(s) have been fulfilled. This may include the provision of supplementary information. In the event that the nominated agency/authority or local government will not provide its written confirmation following reasonable enquiry, the applicant/owner then may approach the WAPC for confirmation that the condition(s) have been fulfilled.

In approaching the WAPC, the applicant/owner is to provide all necessary information, including proof of reasonable enquiry to the nominated agency/authority or local government.

The condition(s) of this approval, with accompanying advice, are:

CONDITIONS

1. All buildings and effluent disposal systems (delete as applicable) having the necessary clearance from the new boundaries as required under the relevant legislation including the Local Planning Scheme, *Building Act 2011*, and National Construction Code Series/Building Code of Australia (as amended). (Local Government)
2. Arrangements being made to the satisfaction of the Western Australian Planning Commission and to the specification of Western Power for the provision of an electricity supply service to the proposed 17 hectare homestead lot shown on the approved plan of subdivision. (Western Power)

ADVICE

1. In regard to Condition 1, the Western Australian Planning Commission will accept building clearance requirements as specified in the relevant local planning scheme, *Building Act 2011* and National Construction Codes Series/Building Code of Australia (as amended).



2. Condition 2 is required for the proposed homestead lot for the inspection of private poles and lines by a licensed electrical contractor to ensure private equipment is in safe and serviceable condition.

A handwritten signature in black ink, appearing to read "S Fagan".

Ms Sam Fagan
Secretary
Western Australian Planning Commission
6 January 2021

Enquiries : Mai Yau (Ph 6551 9274)



Shire of Mt Marshall

— THE SANDALWOOD SHIRE —

APPLICATION FOR DEVELOPMENT APPROVAL

Owner details		
Name: <i>CRAIG SACHSE</i>		
ABN (if applicable): <i>68 626 953 053</i>		
Address: <i>LOT 226 (3) ROWLANDS STREET</i>		
<i>BENCUBBIN</i>		Postcode: <i>6477</i>
Phone: <i>0427 350 427</i> Work: <i>08 96851313</i>	Fax:	Email: <i>accounts@bencubbintruck.com.au</i>
Home:		
Mobile: <i>0427 350 427</i>		
Contact person for correspondence : <i>Dannelle Foley</i>		
Signature: <i>[Signature]</i>		Date: <i>30.03.2021</i>
Signature:		Date:
<small>The signature of the owner(s) is required on all applications. This application will not proceed without that signature. For the purposes of signing this application an owner includes the persons referred to in the Planning and Development (Local Planning Schemes) Regulations 2015 Schedule 2 clause 62 (2).</small>		
Applicant details (if different from owner)		
Name:		
Address:		
		Postcode:
Phone: Work:	Fax:	Email:
Home:		
Mobile:		
Contact person for correspondence :		
<small>The information and plans provided with this application may be made available by the local government for public viewing in connection with the application. <input type="checkbox"/> Yes <input type="checkbox"/> No</small>		
Signature:		Date:



Shire of Mt Marshall

— THE SANDALWOOD SHIRE —

Property details

Lot No: 40	House/Street No: 29	Location No:
Diagram or Plan No: 2115-28 (40/OP201932)	Certificate of Title Vol. No: 2115	Folio: 28
Title encumbrances (e.g. easements, restrictive covenants):		
Street Name: MONGER STREET	Suburb: BENCUBBIN	
Nearest street intersection: MURRAY STREET		

Proposed development

Nature of Development	<input type="checkbox"/> Works <input type="checkbox"/> Use <input checked="" type="checkbox"/> Works and use
Is an exemption from development claimed for part of the development? <input type="checkbox"/> Yes <input checked="" type="checkbox"/> No	
If yes, is the exemption for	<input type="checkbox"/> Works <input type="checkbox"/> Use
Description of proposed works and/or land use: Erect 20m x 14m colorbond shed with internal office/shopfront, Mechanical + tyre repair workshop.	
Description of exemption claimed (if relevant): N/A.	
Nature of any existing buildings and/or land use: NIL	
Approximate cost of proposed development: \$155,000	
Estimated time of completion: 30 JULY 2021.	

OFFICE USE ONLY

Acceptance Officer's initials:
Local government reference No:

Date Received:

WESTERN



AUSTRALIA

DUPLICATE CERTIFICATE OF TITLE
UNDER THE TRANSFER OF LAND ACT 1893

REGISTER NUMBER	
40/DP201932	
DUPLICATE EDITION	DATE DUPLICATE ISSUED
3	16/11/2020

VOLUME
2115FOLIO
28

The person described in the first schedule is the registered proprietor of an estate in fee simple in the land described below subject to the reservations, conditions and depth limit contained in the original grant (if a grant issued) and to the limitations, interests, encumbrances and notifications shown in the second schedule.

BGRoberts
REGISTRAR OF TITLES



LAND DESCRIPTION:

LOT 40 ON DEPOSITED PLAN 201932

REGISTERED PROPRIETOR:
(FIRST SCHEDULE)

CRAIG NICHOLAS SACHSE OF PO BOX 65 BENCUBBIN WA 6477

(T O534209) REGISTERED 23/10/2020

LIMITATIONS, INTERESTS, ENCUMBRANCES AND NOTIFICATIONS:
(SECOND SCHEDULE)

Warning: A current search of the sketch of the land should be obtained where detail of position, dimensions or area of the lot is required.
Lot as described in the land description may be a lot or location.

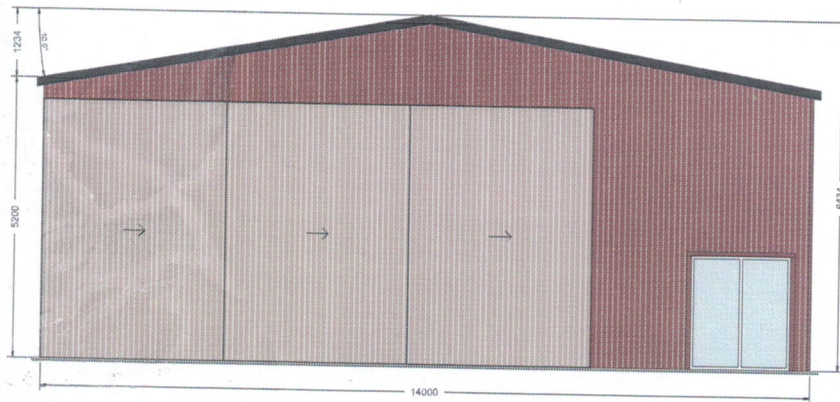
-----END OF DUPLICATE CERTIFICATE OF TITLE-----

STATEMENTS:

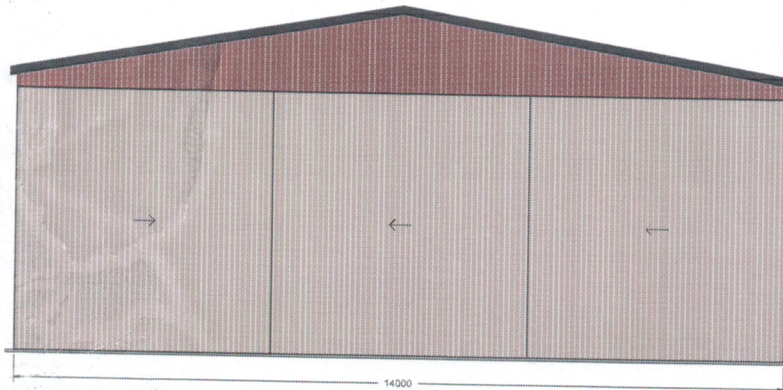
The statements set out below are not intended to be nor should they be relied on as substitutes for inspection of the land and the relevant documents or for local government, legal, surveying or other professional advice.

SKETCH OF LAND: 2115-28 (40/DP201932)
PREVIOUS TITLE: 816-22
PROPERTY STREET ADDRESS: 29 MONGER ST, BENCUBBIN.
LOCAL GOVERNMENT AUTHORITY: SHIRE OF MOUNT MARSHALL





FRONT ELEVATION



REAR ELEVATION

HIGHLINE
QUALITY • STRENGTH • VALUE

Company:

Client: Craig Sachse

Site Address: 40 Monger St

Bencubbin, WA, 6477


Email: bennytruck@bigpond.com

Drawing Title: End Elevations


Scale: 1:92.945

Date: 30-03-2021

Job Number: HIGHLINE-200624122803



LEFT ELEVATION



RIGHT ELEVATION

HIGHLINE
QUALITY • STRENGTH • VALUE

Company:

Client: Craig Sachse

Site Address: 40 Monger St

Bencubbin, WA, 6477

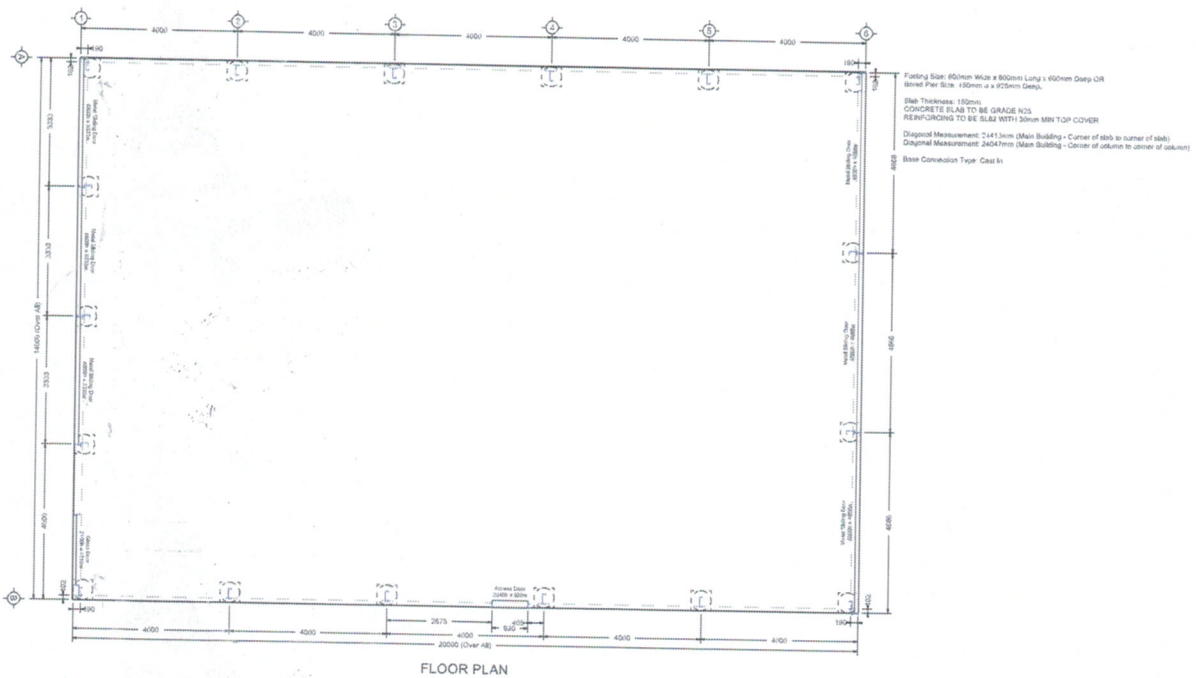
Email: bennytruck@bigpond.com

Drawing Title: Side Elevations

Scale: 1:93.100

Date: 30-03-2021

Job Number: HIGHLINE-200624122803



HIGHLINE
QUALITY • STRENGTH • VALUE

Company:

Client: Craig Sachse

Site Address: 40 Monger St

Bencubbin, WA, 6477

Email: bennytruck@bigpond.com

Drawing Title: Floor Plan

Scale: 1:130.166

Date: 30-03-2021

Job Number: HIGHLINE-200624122803

40P201932
1012m²

41P201932
1012m²

3m

6m setback

OFFICE
SHOP FRONT

ENTRANCE

3m

SUR
DECK

PA DECK

EXISTING LEACH DRAIN

MIST

Wind

RST